

Diesel Powered Generating Sets 580 kW - 888 kW 50 Hz QST30 Series Engines



Model CP800

Standard Genset Features

Single Source Responsibility

Design, manufacture and testing of engine, alternator, control system and complete generating set are all produced by companies within the Cummins Group

International Integrity

Assurance and strength of a worldwide major corporation backing the product

Global Backing

24 hour spares and service availability in 72 countries

Single Source Warranty

Total product guaranteed by Cummins Power Generation

Packaged Self-Contained Units

Integrated unit with built-in anti-vibration system, control panel, starting system and provision for base fuel tank and other accessories

Cummins Engine

- Heavy duty 4 cycle water cooled engine
- Electronic governor control

Cooling System

- 40°C cooling package (50°C option)

Ready Filled

Every set comes filled with lube oil and anti-freeze

Alternator

- Brushless Group made machine
- Close voltage regulation
- Rotor and exciter impregnated with oil and acid resisting resin
- 12 lead reconnectable
- Exceptional short circuit capability
- Low waveform distortion with non linear loads
- Permanent magnet exciter with MX321 AVR fitted as standard

Ratings

All kW Power ratings based on a 40°C ambient temperature reference. No derating necessary up to 40°C

Chassis

Built-in anti-vibration system
Bonded rubber units fitted as standard eliminates need for rubber mats or spring mountings

PCL 'Power Control' System

- CE compliant
- Full AC instrumentation
- Emergency stop button
- Safety shutdowns
- Key or Remote starting

Alternative PCC PowerCommand Control System

- Microprocessor control
- Integrates governor and voltage regulation systems
- Superior alternator and genset protection system
- Accurate battery monitoring system
- Totally reliable and proven system




Quality Assurance
Registered Firm Certificate Number FM509 in accordance with:
BS EN ISO 9001
Quality Assurance Schedule 3420/1



Cummins Power Generation, Cummins Engines and Newage Alternators are all part of the same group

50 Hz Ratings						
New Model Prime	1999 Model Prime	Prime kW (kVA)	New Model Standby	1999 Model Standby	Standby kW (kVA)	Engine Model
580 DFHA	CP700-5	580 (725)	640 DFHA	CS800-5	640 (800)	QST30G1
640 DFHB	CP800-5	640 (800)	713 DFHB	CS900-5	713 (891)	QST30G2
751 DFHC	CP900-5	751 (939)	833 DFHC	CS1000-5	833 (1041)	QST30G3
800 DFHD	CP1000-5	800 (1000)	888 DFHD	CS1100-5	888 (1110)	QST30G4

A Single Source for *all* Power System Solutions

Specifications

Generator Set Performance

Voltage Regulation

Maintains voltage output to within $\pm 0.5\%$.
At any power factor between 0.8 lagging and unity.

At any variations from No load to Full load.

At any variations from Cold to Hot.

At speed droop variations up to 4.5%.

Frequency Regulation

Isochronous under varying loads from no load to 100% full load.

Random Frequency Variation

Will not exceed $\pm 0.25\%$ of its mean value for constant loads – no load to full load.

Waveform

Total harmonic distortion open circuit voltage waveform in the order of 1.5%. Three-phase balanced load in the order of 5.0%.

Telephone Influence Factor

TIF better than 50.

THF to BS4999 Part 40 better than 2%.

Alternator Insulation

Class H insulation.

Radio Interference

In compliance with BS800 and VDE levels G and N.

Engine

Cummins QST30G1, G2, G3 and G4, twelve-cylinder vee formation, direct injection, four-cycle diesel engines.

Type

Water cooled, turbocharged and aftercooled.

Construction

Four valves per cylinder, forged steel crankshaft and connecting rods, cast iron pistons and block, with hardened liners.

Starting

24 volt negative earth, battery charging 35 amp alternator. Cranking current 1280 amps at 0°C.

Fuel System

24 volt fail safe solenoid, dual spin-on paper element fuel filters, Cummins electronic fuel injection system with integral electronic governor. Dual flexible fuel lines with connectors.

Filters

Dry element air filters with restriction indicator and four spin-on paper element full flow and two by pass lube oil filters. Spin on corrosion resistor filter.

Cooling

High ambient 40°C radiator as standard with 50°C ambient as option. Oil cooler.

Alternator

Type

Brushless, single bearing, revolving field, 4-pole, drip proof, screen protected.

Class H insulation.

Enclosed to IP22 (NEMA 1) standard.

IC 01 cooling system.

Fully interconnected damper winding.

AC exciter and rotating rectifier unit.

Epoxy coated stator winding.

Rotor and exciter impregnated with tropical grade insulating oil and acid resisting polyester resin. Dynamically balanced rotor to BS5625 grade 2.5.

Sealed for life bearings.

Layer wound mechanically wedged rotor.

Exciter

Permanent magnet exciter.

Triple dipped in moisture, oil and acid resisting polyester varnish and coated with anti-tracking varnish.

Sealed solid state automatic voltage regulator – self-exciting, self-regulating.

Output windings with 2/3 pitch for improved harmonics and parallelling ability.

Close coupled engine/alternator for perfect alignment.

Compliance Standards

To BS4999/5000 pt 99,
VDE 0530, UTE5100,
NEMA MG1-22, CEMA,
IEC 34, CSA A22.2,
AS1359, BS5514,
ISO 3046 and ISO 8528

Skid Base

Fabricated and welded steel chassis

Built-in anti-vibration mountings

Integral lifting points

Optional sub-base fuel tank with eight hour capacity, dual flexible fuel lines, dial type fuel gauge and drain bung

Finish

Etch undercoated and finished in high gloss durable musell jade green

General

Complete set of operating and instruction manuals

Generator Set Options

Engine

- Heavy duty air cleaner with safety element
- 120 volt coolant heater (thermostatically controlled)
- 240 volt coolant heater (thermostatically controlled)
- Low coolant level – warning or shutdown
- Water separator
- Sump evacuation pump
- Exhaust gas temperature monitoring (PCC only)
- Tool kit
- Compliance to TA Luft

Alternator

- Anti-condensation heater
- 105°C rise alternator

Control Panel

- Refer to literature option list on Control Panel pages

Exhaust System

- Industrial-grade exhaust silencer
- Residential-grade exhaust silencer
- Length of flexible exhaust pipe
- Bellows

Fuel System

- 8hr sub-base fuel tank and gauge
- Free-standing 450, 900 or 1350 litre fuel tanks
- High/low/shutdowns and warnings
- Electric fuel transfer
- Manual transfer pump

Generator Set

- Main line circuit breaker
- Auxiliary contacts
- Shunt trip
- Disconnect switch
- Cable entrance box
- Battery charger, 5 amp and 10 amp
- Batteries lead acid or ni-cad
- Audible DC alarm (loose)
- Export box packaging
- CE compliance

Enclosures

- Silenced and Supersilenced
- Weather protective enclosure with mounted silencer

Power Control System (PCL)

PCL – Power Control System

- Choice of manual/key start or remote/automatic system
- Set mounted control panel on anti-vibration mounts
- Integrated circuit breaker (optional)

Standard Specification

- Three ammeters 72 mm scale
- Voltmeter and selector switch
- Frequency (Hz) and RPM meter
- Hours run meter
- Oil pressure gauge
- Engine temperature gauge
- Battery condition meter
- Emergency stop shutdown pushbutton
- Dual scale indication
- Starting module (Manual or Remote)
- High engine temperature protection shutdown
- Low oil pressure protection shutdown
- Loss of coolant alarm and shutdown
- Overspeed/over frequency alarm and shutdown
- Underspeed/under frequency alarm and shutdown
- Status and fault conditions display by LED illumination
- Remote emergency stop connections

Manual System PCL-001

- Key switch off/manual start positions
- Manual start pushbutton

Remote/Auto Start System PCL-002 (option)

- Key switch off/auto and manual position
- Manual start pushbutton
- Fail to start LED indication
- Run on timer
- 3 attempts to start (adjustable) in auto mode
- Set will automatically start in event of receiving an external signal



PCL/Power Control – standard configuration PCL-001

Circuit Breaker

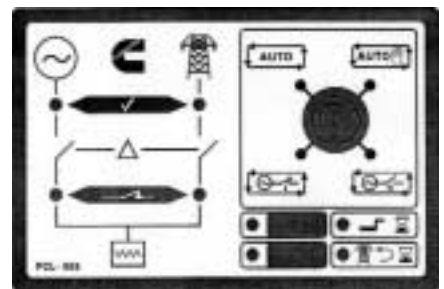
- Either 3 or 4 pole optional moulded case circuit breakers can be fitted. *Located adjacent to the control panel the breaker is complete with magnetic and thermal trips for plant protection against overload and short circuit conditions. Removable gland plate covers provide top or bottom cable entry and a removable door over the circuit breaker provides accessibility to load terminals. Extended load connections off the circuit breaker can be provided either as pads for lugged cables or cable connectors for bare (unlugged) cables up to 1250 ampere capacity

Optional Features to either Manual or Remote PCL System

- 5 or 10 Amp wall mounted battery chargers
- Audible alarm - fitted or loose
- Volts adjustment control
- Low fuel level alarm and/or shutdown
- Overload current protection
- Common fault contact
- Annunciator units - 5 or 10 warnings
- Under/Over volts shutdown
- CE compliance
- Low battery volts alarm
- Earth fault
- kW meter
- PF meter
- Oil temperature gauge
- 2 stage low oil pressure warning
- 2 stage high temperature warning
- High oil temperature warning or shutdown
- Remote Only:
 - Ready to accept load indicator
 - System energised indicator
 - Selector switch not-in-auto position indicator

Automatic – Mains Failure System PCL-005

- Module supplied loose or fitted in wall mounting cubicle
- Works in conjunction with System PCL-002
- Adjustable voltage sensing on all three phases
- Provides signal to generator to start
- Provides signal to changeover switchgear
- Key control switch. Auto ON (2) RUN (2)
- Test positions permit RUN ON or off load
- LED indication for mains/power status
- Timers for mains fail, return time, warming time



System PCL-005

*Floor mounted cubicle provided with air circuit breaker on ratings over 2000 amps.

Alternative PowerCommand Control System (PCC)

PowerCommand® Control with AmpSentry™ Protection

- Integrated automatic voltage regulator and engine speed governor
- AmpSentry Protection guards the electrical integrity of the alternator and power system from the effects of overcurrent, over/under voltage, under frequency and overload conditions
- Control components designed to withstand the vibration levels typical in generator sets

Standard Control Description

- Analog % of current meter (amps)
- Analog AC frequency meter
- Analog AC voltage meter
- Analog % of load meter (kW)
- Cycle cranking control
- Digital display panel
- Emergency stop switch
- Idle mode control
- Menu switch
- Panel backlighting
- Remote starting
- Reset switch
- Run-Off-Auto switch
- Sealed front panel, gasketed door
- Self diagnostics
- Separate customer interconnection box
- Voltmeter/Ammeter phase selector switch

Standard Performance Data

AC Alternator Data

- Current by Phase
- Kilowatts
- Kilowatt Hours
- Power Factor
- Voltage Line to Line
- Voltage Line to Neutral

Engine Data

- Battery Voltage
- Coolant Temperature
- Engine Running Hours
- Engine Starts counter
- Oil Pressure
- RPM
- Oil Temperature

EMC Compliance

The PCC control system meets EMC Shield Regulations.



PCC PowerCommand Control – standard configuration with optional contactor buttons shown

Standard Protection Functions

Warnings

- High Coolant Temperature
- High DC Voltage
- Low Coolant Temperature
- Low DC Voltage
- Low Fuel – Day Tank
- Low Oil Pressure
- Over Current
- Oil Pressure Sender Fault
- Temperature Sender Fault
- Overload Load Shed Contacts
- Temperature Sender Fault
- Up to Four Customer Fault Inputs
- Weak Battery

Shutdowns

- Emergency Stop
- Fail to Crank
- Low Coolant Level (option for alarm only)
- Low Oil Pressure
- Magnetic Pickup Failure
- Overcrank
- Overcurrent
- Overspeed
- Short Circuit
- Underfrequency
- High/Low AC Voltage

Disconnecter Switch*

The addition of a circuit breaker is considered unnecessary when PowerCommand with Amp Sentry protection is fitted. For isolation purposes a switch disconnecter can be supplied and mounted in the normal circuit breaker position on either side of the control panel.

Voltage Regulation

±0.5% with PowerCommand fitted.


Options

Control panel PowerCommand options

- Audible alarm and shutdown
- Key switch-operating mode
- Shutdown alarm-relay
- Running relays 4 pole D.T.
- Warning low fuel/high fuel

- Shut down – low fuel level
 - Earth fault. Shutdown
 - High alternator temperature alarm/shutdown
 - PowerCommand Digital Paralleling
- #### Cummins Optional Network Communications
- Echelon LonWorks multidrop communication network up to 5000 feet (1523 m) in length
 - Allows for local and remote communications with PowerCommand network products
 - Power system monitoring and control using PowerCommand software
 - Flexible for interface with other manufacturers' control and monitoring systems
- Other PowerCommand Control options are available

*Floor mounted cubicle provided with air circuit breaker on ratings over 2000 amps.



Circuit breaker can be fitted either side of generator set.

Technical Data

Generating Sets – 50 Hz

Set output	380-440 V 50 Hz	380-440 V 50 Hz	380-440 V 50 Hz	380-440 V 50 Hz
Prime at 40°C ambient	580 kWe 725 kVA	640 kWe 800 kVA	751 kWe 939 kVA	800 kWe 1000 kVA
1999 Set Model (Prime)	CP700-5	CP800-5	CP900-5	CP1000-5
New Model (Prime)	580 DFHA	640 DFHB	751 DFHC	800 DFHD
Standby at 40°C ambient	640 kWe 800 kVA	713 kWe 891 kVA	833 kWe 1041 kVA	888 kWe 1110 kVA
1999 Set Model (Standby)	CS800-5	CS900-5	CS1000-5	CS1100-5
New Model (Standby)	640 DFHA	713 DFHB	833 DFHC	888 DFHD
Engine Make	Cummins	Cummins	Cummins	Cummins
Model	QST30G1	QST30G2	QST30G3	QST30G4
Cylinders	Twelve	Twelve	Twelve	Twelve
Engine build	Vee	Vee	Vee	Vee
Governor/Class	Electronic/A1	Electronic/A1	Electronic/A1	Electronic/A1
Aspiration and cooling	Turbo Aftercooled	Turbo Aftercooled	Turbo Aftercooled	Turbo Aftercooled
Bore and stroke	140 mm x 165 mm	140 mm x 165 mm	140 mm x 165 mm	140 mm x 165 mm
Compression ratio	14:1	14:1	14:1	14:1
Cubic capacity	30.48 Litres	30.48 Litres	30.48 Litres	30.48 Litres
Starting/Min °C	Unaided/1°C	Unaided/1°C	Unaided/7°C	Unaided/7°C
Battery capacity	254 A/hr	254 A/hr	254 A/hr	254 A/hr
Engine output – Prime	634 kWm	697 kWm	806 kWm	880 kWm
Engine output – Standby	701 kWm	768 kWm	895 kWm	970 kWm
Maximum load acceptance – single step	570 kWe	570 kWe	583 kWe	622 kWe
Speed	1500 rpm	1500 rpm	1500 rpm	1500 rpm
Alternator voltage regulation	±0.5%	±0.5%	±0.5%	±0.5%
Alternator insulation class	H	H	H	H
Single load step to NFPAlI0	100%	100%	100%	100%
Fuel consumption (Prime) 100% load	153 l/hr	168 l/hr	184 l/hr	202 l/hr
Fuel consumption (Standby) 100% load	169 l/hr	187 l/hr	204 l/hr	224 l/hr
Lubrication oil capacity	154 Litres	154 Litres	154 Litres	154 Litres
Base fuel tank capacity – open set	1700 Litres	1700 Litres	1700 Litres	1700 Litres
Coolant capacity – radiator and engine (40°C)	169 Litres	169 Litres	169 Litres	302 Litres
Coolant capacity – radiator and engine (50°C)	175 Litres	175 Litres	175 Litres	342 Litres
Exhaust temp – full load prime	527°C	538°C	541°C	565°C
Exhaust gas flow – full load prime	7182 m ³ /hr	7977 m ³ /hr	8748 m ³ /hr	10728 m ³ /hr
Exhaust gas back pressure max	76 mm Hg	76 mm Hg	76 mm Hg	51 mm Hg
Air flow – radiator (40°C ambient)*	15.5 m ³ /s	15.5 m ³ /s	15.5 m ³ /s	18 m ³ /s
Pusher fan head (duct allowance) 40°C*	13 mm Wg	13 mm Wg	*13 mm Wg	*13 mm Wg
Air intake – engine	2544 m ³ /hr	2794 m ³ /hr	3114 m ³ /hr	3402 m ³ /hr
Air flow – radiator (50°C ambient)*	17.6 m ³ /s	17.6 m ³ /s	18.1 m ³ /s	24.8 m ³ /s
Pusher fan head (duct allowance) 50°C*	13 mm Wg	13 mm Wg	13 mm Wg	13 mm Wg
Total heat radiated to ambient	126 kW	137 kW	137 kW	152 kW
Engine derating – altitude	4% per 300 m above 1524 m	4% per 300 m above 1524 m	4% per 300 m above 1000 m	5% per 300 m above 1000 m
Engine derating – temperature	2% per 11°C above 40°C (52°C below 305 m)	2% per 11°C above 40°C (52°C below 305 m)	2% per 11°C above 40°C	4% per 5°C above 50°C†

In accordance with ISO 8528, BS5514.

Prime: Continuous running at variable load for unlimited periods with 10% overload available for 1 hour in any 12 hour period.

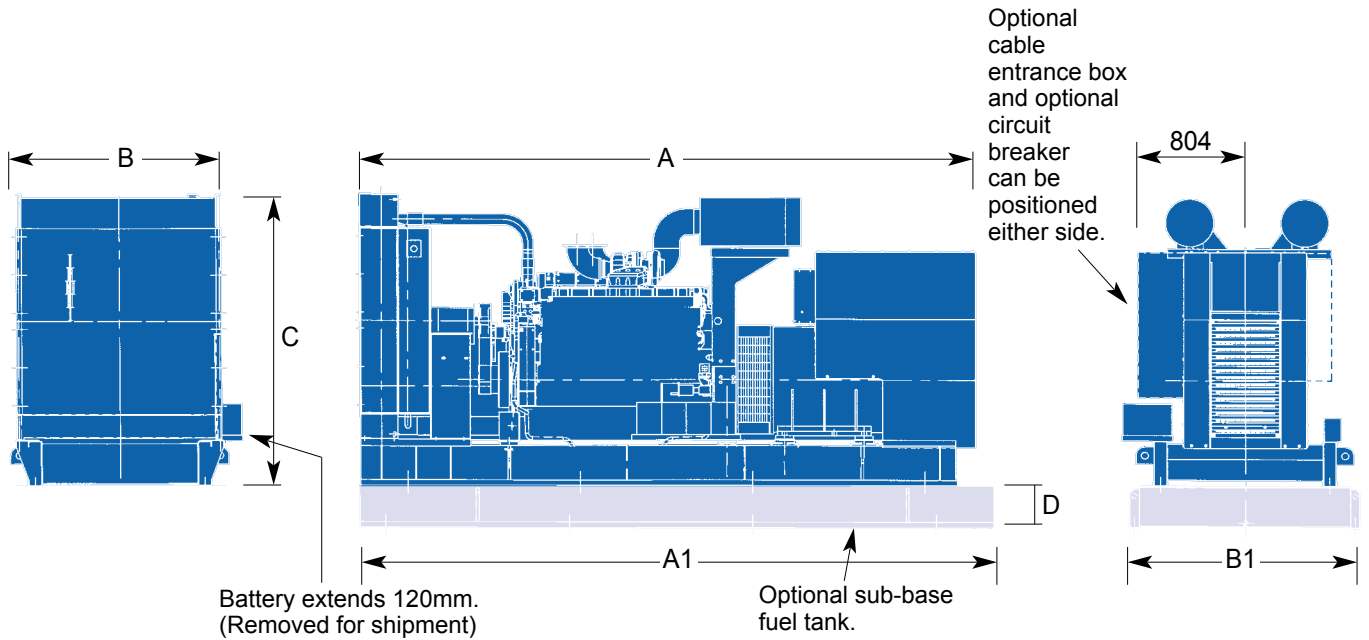
Standby: Continuous running at variable load for duration of an emergency.

Prime and standby ratings are outputs at 40°C (104°F) ambient temperature.

*Subject to factory verification.

†No temperature derating is applicable to any of these generator sets with a Class H alternator up to 50°C. For Class F alternators refer to factory.

Dimensions and Weights – 50 Hz



2000 Model	Engine	1999 Model	Dimensions and Weights (mm/kg)						Set Weight kg Dry	Set Weight kg Wet	Tank Weight kg (dry)	Tank Weight kg (wet)
			A	A1	B	B1	C	D				
580 DFHA	QST30G1	CP700-5	4297	4460	1442	1640	2092	300	6552	6850	850	2210
640 DFHB	QST30G2	CP800-5	4297	4460	1442	1640	2092	300	6702	7000	850	2210
751 DFHC	QST30G3	CP900-5	4297	4460	1442	1640	2092	300	7152	7450	850	2210
800 DFHD	QST30G4	CP1000-5	4547	4460	1722	1640	2332	300	7712	8000	850	2210

Set weights are **without** sub-base tank.

Dimensions and weights are for **guidance** only. Do not use for installation design. Ask for certified drawings on your specific application. Specifications may change without notice.



See your distributor for more information.

Cummins Power Generation Limited
 Manston Park, Columbus Avenue
 Manston, Ramsgate
 Kent CT12 5BF, UK
 Telephone: +44 (0)1843 255000
 Fax: +44 (0)1843 255902
 Email: cpg.uk@cummins.com

Standard and custom made generating sets from 30 kVA to 2500 kVA

Cummins is a registered trademark of Cummins Engine Company