

**WARNING - This is a new format for application options.**

If you have been accustomed to printing the application option page by using CTL - P, be aware that the use of that key combination will cause the entire book to print.

To print a single page, choose the File menu item at the top left of this window and then select the Print command on the drop down menu. Then a pop-up window will give you the opportunity to specify whether you want to print the entire book, a group of pages or a single page.

**DATA INCLUDED IN THIS BOOK IS SUBJECT TO CHANGE WITHOUT NOTICE.**

Option compatibilities, option drawings, and other data listed in this book are subject to change. Consult the Cummins IMS database for the latest information or contact your Cummins representative. The dimensions shown in this book are included for comparative purposes and should not be used for other purposes.

**QSK45/60 GENERATOR DRIVE  
ENGINE  
PRODUCT SUMMARY**

**July 2002**

Model Name	Configuration Number	Application	Max Gross kWm	
			1800 rpm	1500 rpm
QSK45-G2	D583002GX03	Standby	1375	1220
		Prime Power	1205	1080
		Continuous	1100	875
QSK45-G4	D583002GX03	Standby	1380	1360
		Prime Power	1210	1210
		Continuous	1105	1090
QSK45-G6	D583002GX03	Standby	N/A	1435
		Prime Power	N/A	1295
		Continuous	N/A	1090
QSK45-G7	D583002GX03	Standby	1485	N/A
		Prime Power	1315	N/A
		Continuous	1100	N/A
QSK45-G8	D583002GX03	Standby	1645	N/A
		Prime Power	1470	N/A
		Continuous	1210	N/A
QSK60-G2	D593002GX03	Standby	N/A	1630
		Prime Power	N/A	1455
		Continuous	N/A	1300
QSK60-GS2	D593005GX03	Standby	N/A	1740
		Prime Power	N/A	1565
		Continuous	N/A	1250
QSK60-G3	D593002GX03	Standby	N/A	1790
		Prime Power	N/A	1615
		Continuous	N/A	1305
QSK60-GS2	D593005GX03	Standby	N/A	1835
		Prime Power	N/A	1650
		Continuous	N/A	1340
QSK60-G4	D593002GX03	Standby	1915	N/A
		Prime Power	1730	N/A
		Continuous	1415	N/A
QSK60-G5	D593002GX03	Standby	1900	N/A
		Prime Power	1725	N/A
		Continuous	1570	N/A
QSK60-G6	D593002GX03	Standby	2180	N/A
		Prime Power	1975	N/A
		Continuous	1740	N/A
QSK60-G7	D593002GX03	Standby	2180	1790
		Prime Power	1975	1615
		Continuous	1740	1305
* For Explanation of Option by Configuration Section see below				

**\* Note:**

- All components and accessories are mounted and plumbed or wired unless otherwise noted.
- Graphics for standard configuration options may be seen on the installation diagrams.
- N.A. denotes item not available.
- [G] denotes "General Option Category".
- [M] denotes "Mandatory Option Category".

**Caution:**

Proving torsional compatibility of an engine-generator set is the responsibility of the generator-set assembler. Cummins will supply the appropriate engine mass elastic data necessary for the calculations and is prepared to offer assistance with torsional questions concerning the engine.

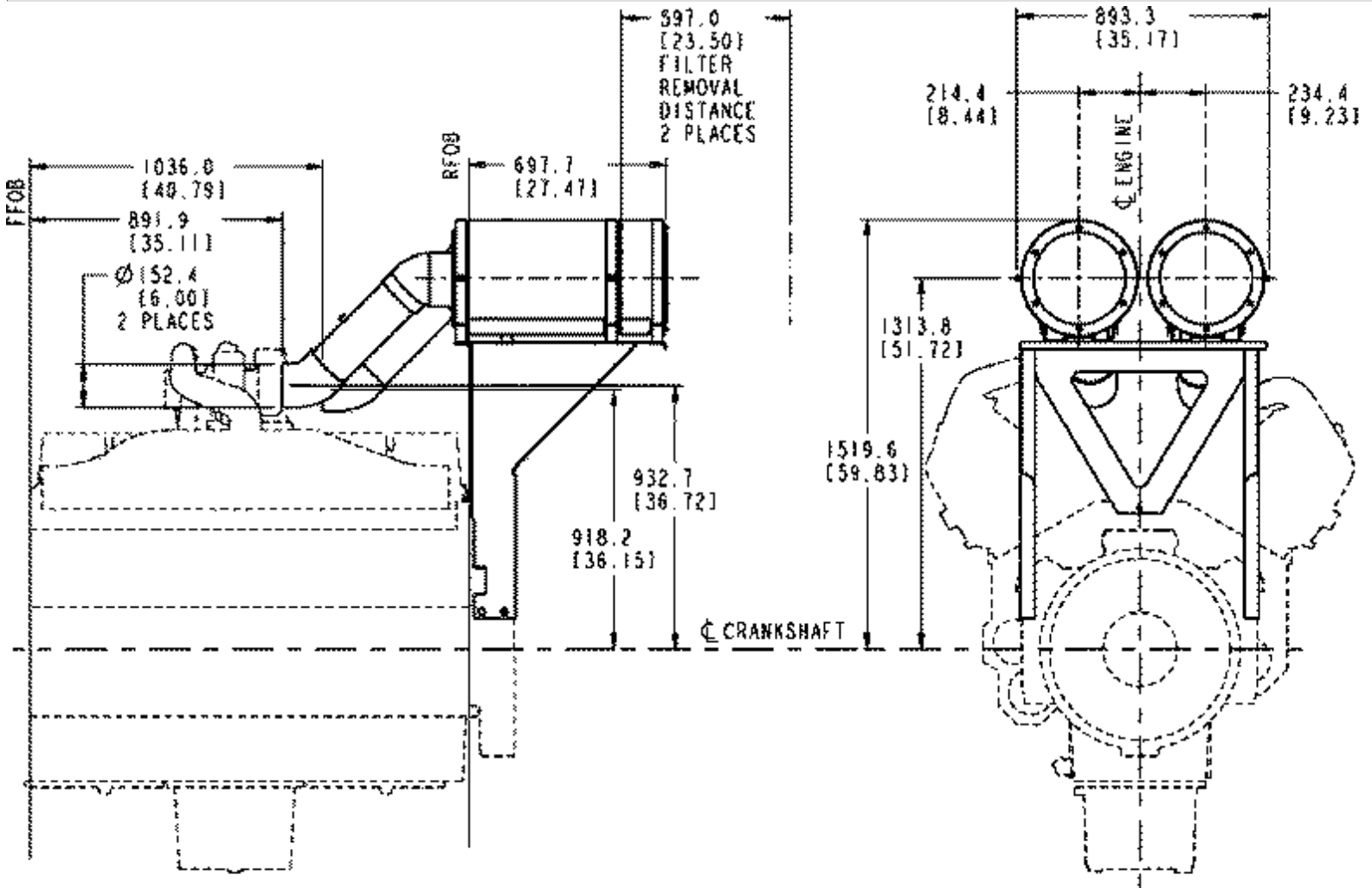
# AC-Keydata

Option #	Model/Size	Duty Rating	Inlet/Outlet Size	Mounted or Kitted
<a href="#">AC 6075</a>		Normal duty		Kitted
<a href="#">AC 6076</a>	Fleetguard/Nelson	Normal		Kitted
<a href="#">AC 6081</a>		Normal duty		Mounted

# AC 6075

## AC - Air Cleaner

Revision Date: 07/02



AC6075\_MCS

Option #	Model/Size	Duty Rating	Inlet/Outlet Size	Mounted or Kitted
AC 6075		Normal duty		Kitted

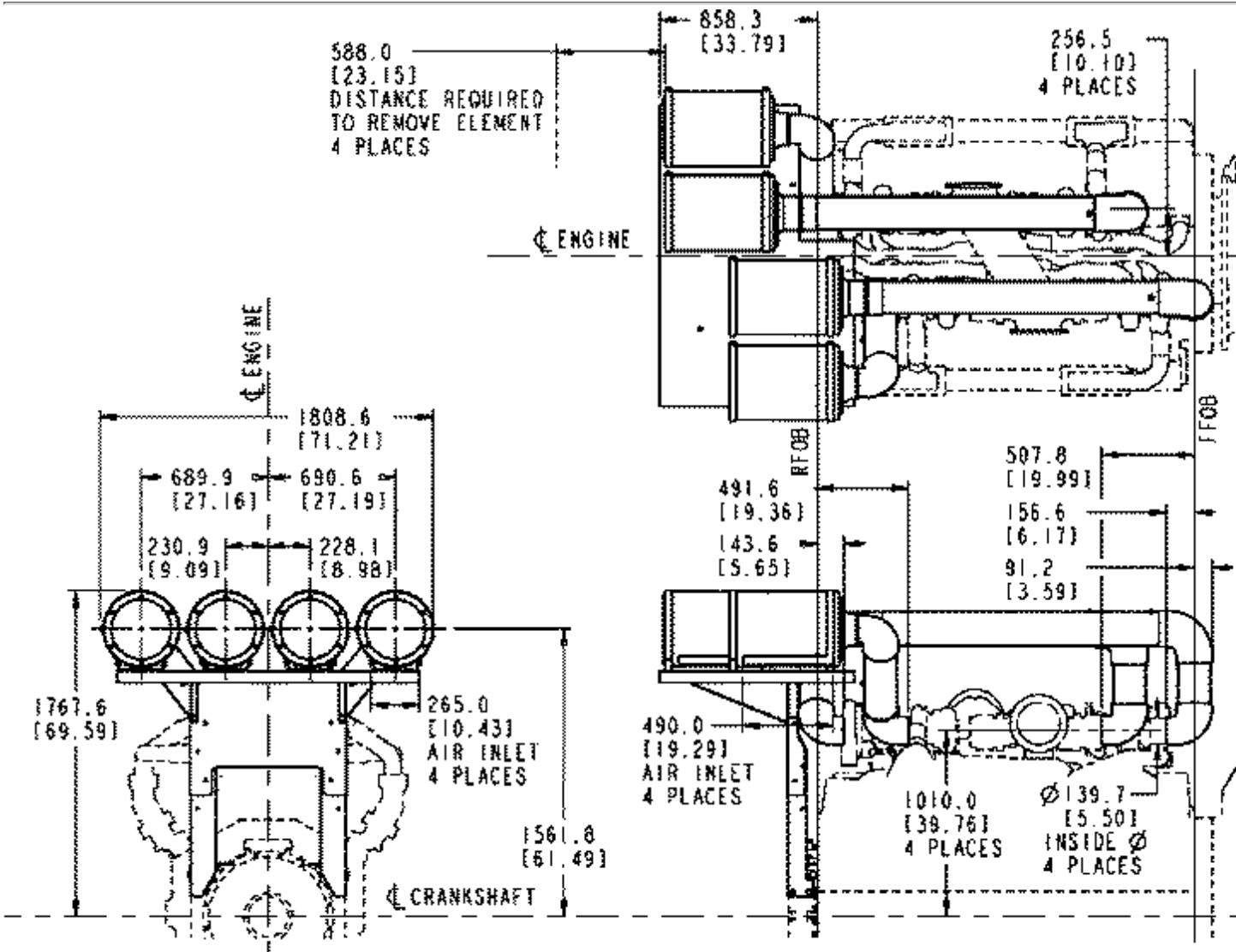
Air Cleaner Supplier: Fleetguard Nelson  
 Quantity of Air Cleaners: 2  
 Quantity of Elements: 2  
 Manufacturer/Model: 719963  
 Duty Rating: Normal  
 Inlet Outside Diameter: 490 x 265 mm [19.29 x 10.43 in.]  
 Outlet Outside Diameter: 175 mm [6.88 in.]  
 Air Cleaner Supply Method: Kitted  
 Mounting Bracket Supply Method: N/A  
 Plumbing Supplier: N/A  
 Environment Capability: Normal Duty  
 Filter Disposition: N/A  
 Maximum Horsepower: 2205  
 For use with SAE 0 flywheel housing only.

**For QSK45 engines only.**

# AC 6076

## AC - Air Cleaner

Revision Date: 07/02



AC6076.NCS

Option #	Model/Size	Duty Rating	Inlet/Outlet Size	Mounted or Kitted
AC 6076	Fleetguard/Nelson	Normal		Kitted

Air cleaner supplier: Fleetguard/Nelson

Quantity of air cleaners: 4

Quantity of elements: 4

Manufacturer model: 719963

Duty rating: Normal

Inlet outside diameter: 490 x 265 mm [19 in. x 10 in.]

Outlet outside diameter: 175 mm [6.8 in.]

Air cleaner supply method: Kitted

Mounting bracket supply method: N/A

Plumbing supplier: N/A

Environment capability: Normal duty

Filter disposition: N/A

AC 6076

Maximum horsepower: 2921

For use with SAE 0 flywheel housing only.

**For QSK60 engines only.**

# AC 6081

## AC - Air Cleaner

Revision Date: 07/02



Option #	Model/Size	Duty Rating	Inlet/Outlet Size	Mounted or Kitted
AC 6081		Normal duty		Mounted

Air Cleaner Supplier: Fleetguard Nelson

Quantity of Air Cleaners: 2

Quantity of Elements: 2

Manufacturer Model: 719963

Duty Rating: Normal

Inlet Outside Diameter: 490 x 265 mm [19.29 x 10.43 in.]

Outlet Outside Diameter: 175 mm [6.88 in.]

Air Cleaner Supply Method: Mounted

Mounting Bracket Supply Method: N/A

Plumbing Supplier: N/A

Environment Capability: Normal Duty

Filter Disposition: N/A

Maximum Horsepower: 2205

**QSK45 engines only.**

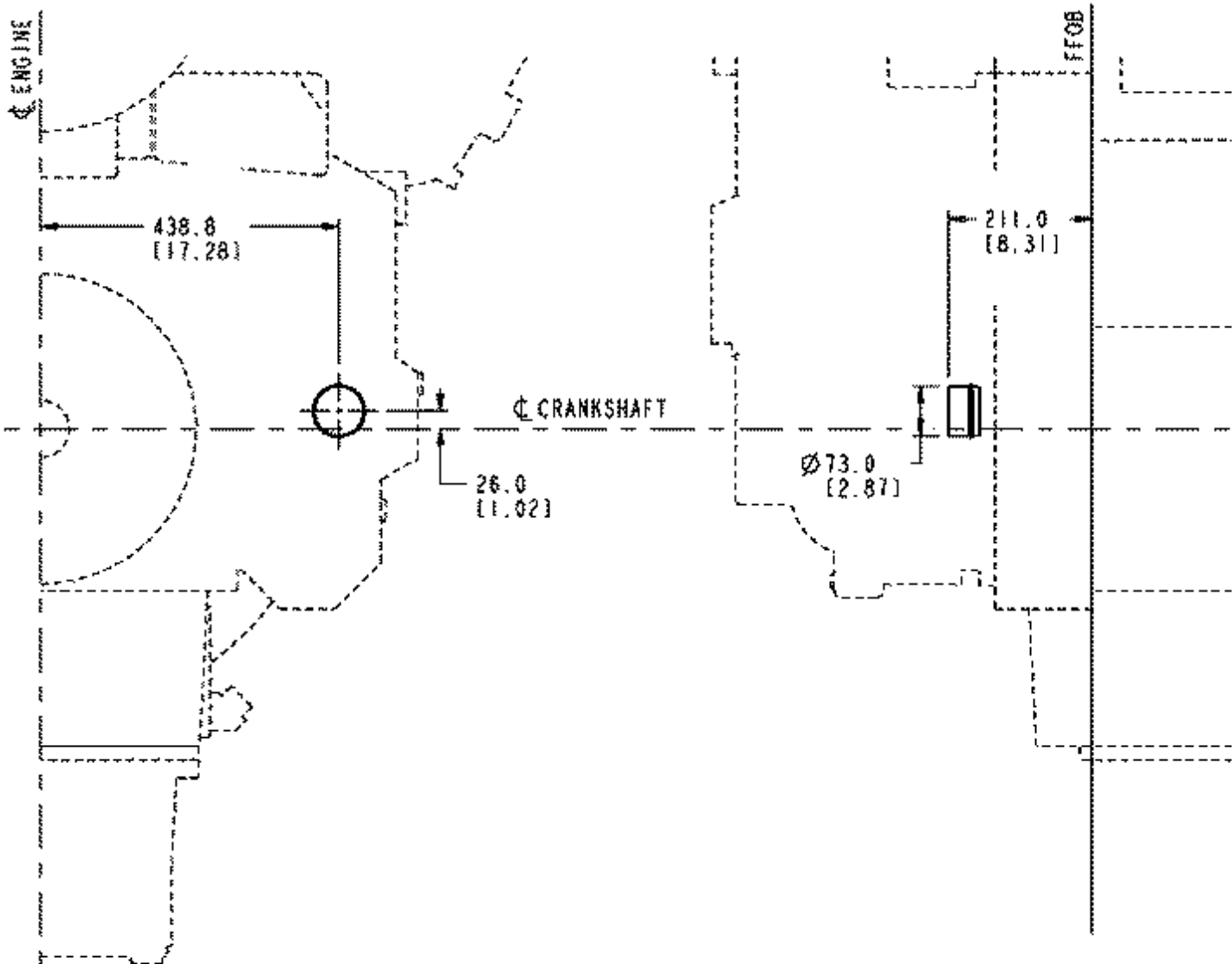
# AD-Keydata

Option #	Groove	Bolt Circle	Max Torque @ Rated RPM	Drive Ratio
<a href="#">AD 6016</a>	—	—	—	—

# AD 6016

## AD - Accessory Drive Pulley

Revision Date: 12/00



AD6016.MCS

Option #	Groove	Bolt Circle	Max Torque @ Rated RPM	Drive Ratio
AD 6016	—	—	—	—

Steel cup to seal opening in the gear cover when an accessory drive pulley is not required. Mounted through the front gear cover, left bank side of engine.

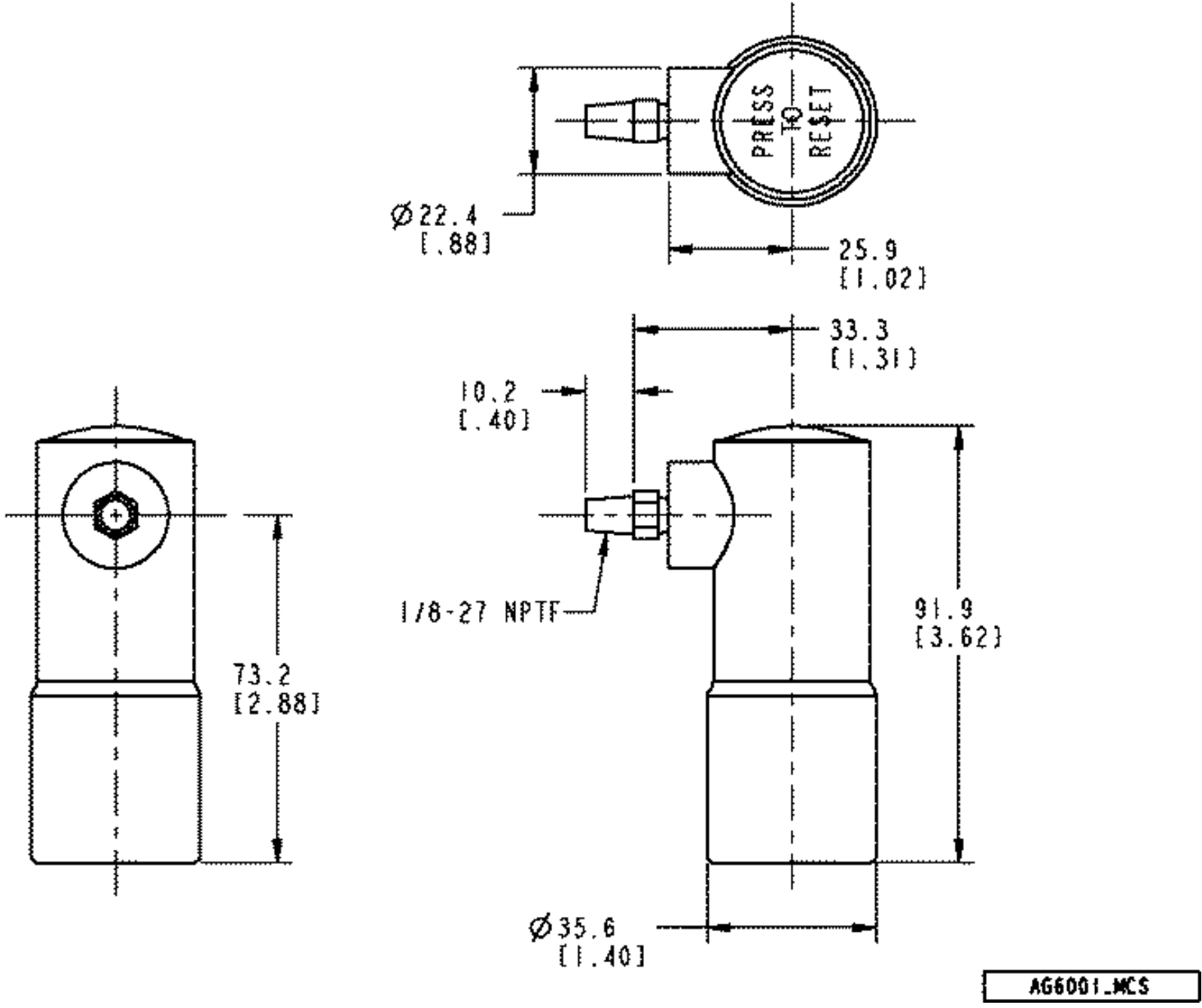
# AG-Keydata

Option #	Restriction	Notes
<a href="#">AG 6001</a>		
<a href="#">AG 6003</a>		
<a href="#">AG 6004</a>		

# AG 6001

## AG - Air Restriction Indicator

Revision Date: 09/01



AG6001\_MCS

Option #	Restriction	Notes
AG 6001		

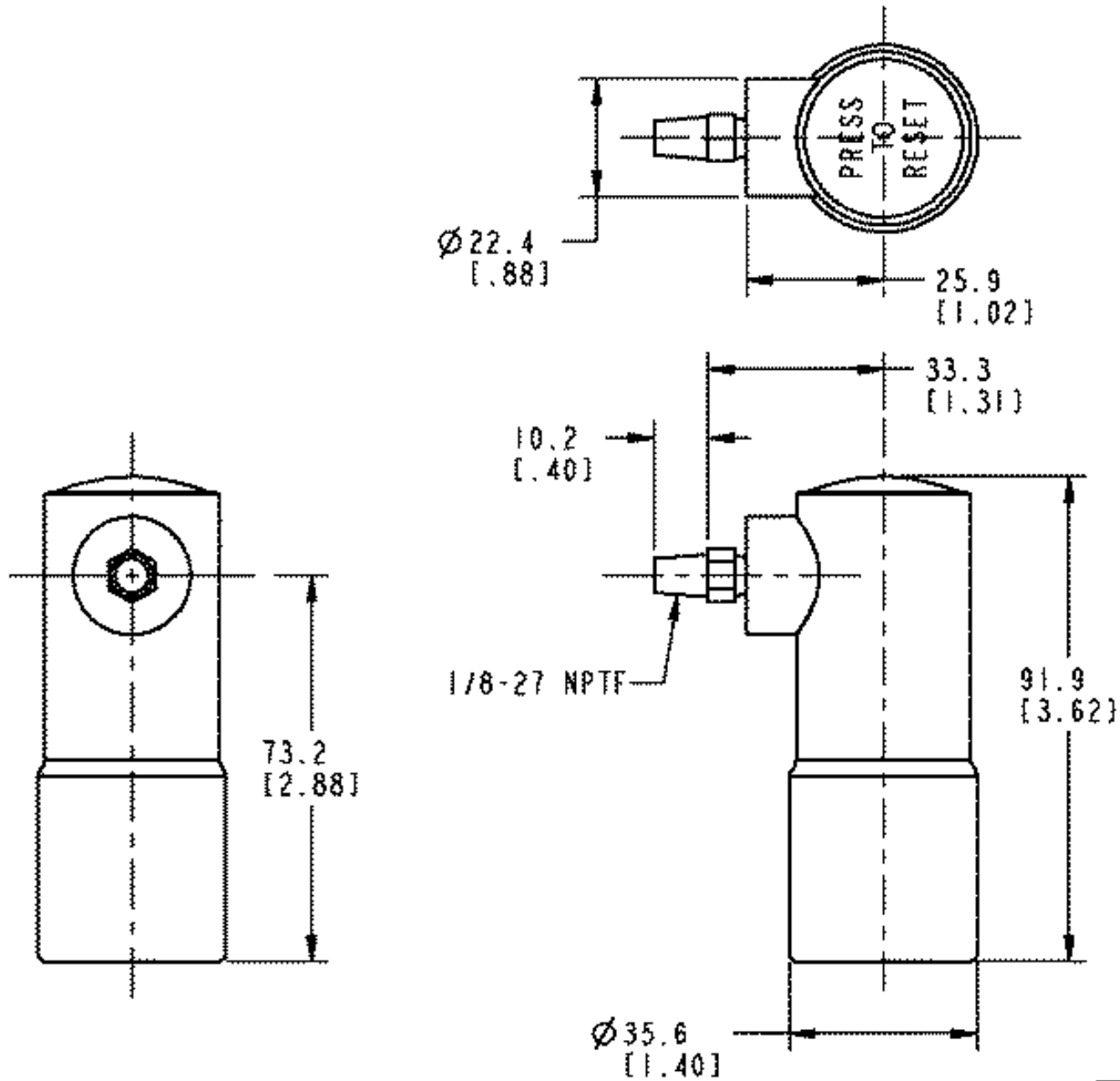
Two air cleaner restriction service indicators set at 635 mm H<sub>2</sub>O [25 in. H<sub>2</sub>O].

For QSK45.

# AG 6003

## AG - Air Restriction Indicator

Revision Date: 09/01



AG6003\_MCS

Option #	Restriction	Notes
----------	-------------	-------

AG 6003		
---------	--	--

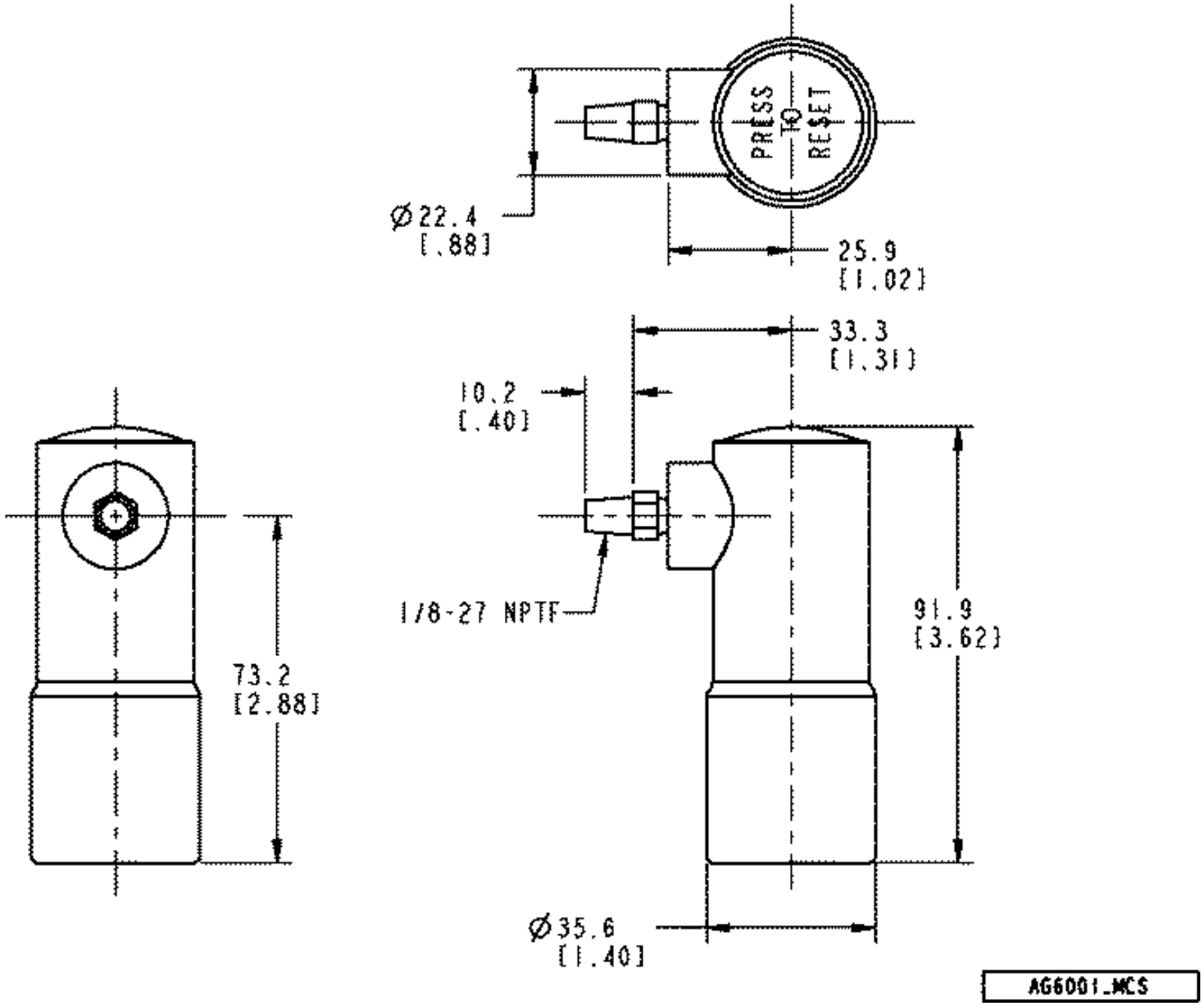
Two air cleaner restriction service indicators set at 635 mm H<sub>2</sub>O [25 in. H<sub>2</sub>O]. For use with customer furnished air intake system. Supplied in kit.

**For QSK45.**

# AG 6004

## AG - Air Restriction Indicator

Revision Date: 07/02



AG6004\_MCS

Option #	Restriction	Notes
AG 6004		

Four air cleaner restriction service indicators set at 25 inches of water. Supplied in kit. For use with Cummins kitted and customer furnished air intake system.

For QSK60.

# AP-Keydata

Option #	Agency	Tier Level	Notes
<a href="#">AP 6002</a>			
<a href="#">AP 6025</a>		Tier I	

# AP 6002

## AP - Agency Approval

Revision Date: 07/02

---

**(No Graphics Required)**

---

Option #	Agency	Tier Level	Notes
AP 6002			

Certified by: None

Application: QSK 45/60 G-Drive engine only

# AP 6025

## AP - Agency Approval

Revision Date: 09/01

---

**(No Graphics Required)**

---

Option #	Agency	Tier Level	Notes
AP 6025		Tier I	

Certified by: EPA, CARB

Application: QSK45/60 G-drive engine only

Certification: Tier 1

Centinel: No

# CH-Keydata

Option #	Volts/Wattage	Cord Length	Location	Notes
<a href="#">CH 6002</a>	240/480V — 9980W			
<a href="#">CH 6003</a>	240/480V — 12840W			

# CH 6002

## CH - Coolant Heater Starting Aid

Revision Date: 09/01



Option #	Volts/Wattage	Cord Length	Location	Notes
CH 6002	240/480V — 9980W			

Kitted: Yes

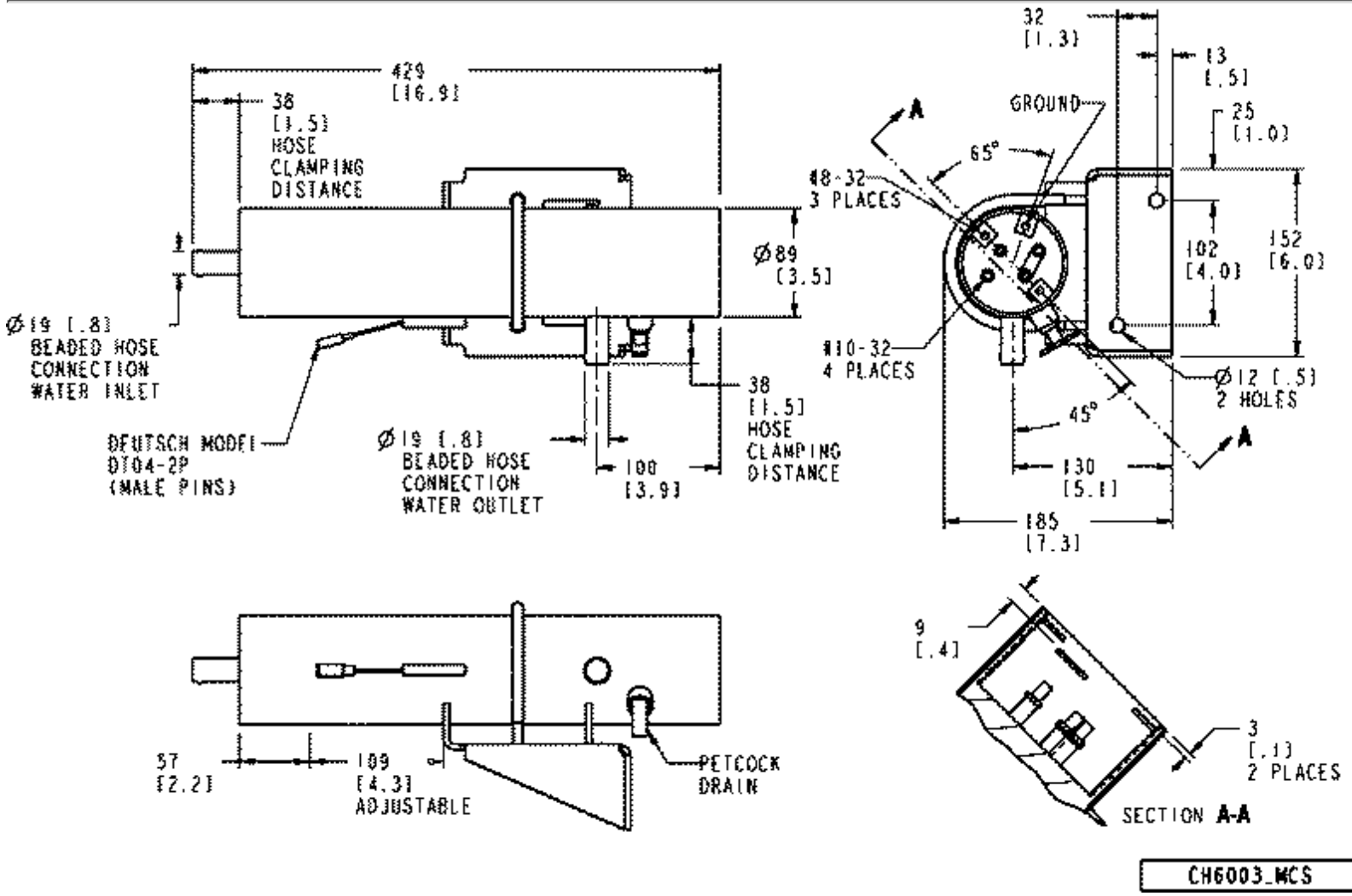
Voltage: 240/480V

Wattage: 9980W

# CH 6003

## CH - Coolant Heater Starting Aid

Revision Date: 03/02



CH6003\_MCS

Option #	Volts/Wattage	Cord Length	Location	Notes
CH 6003	240/480V — 12840W			

Kitted: Yes  
 Voltage: 240/480V  
 Wattage: 12840W

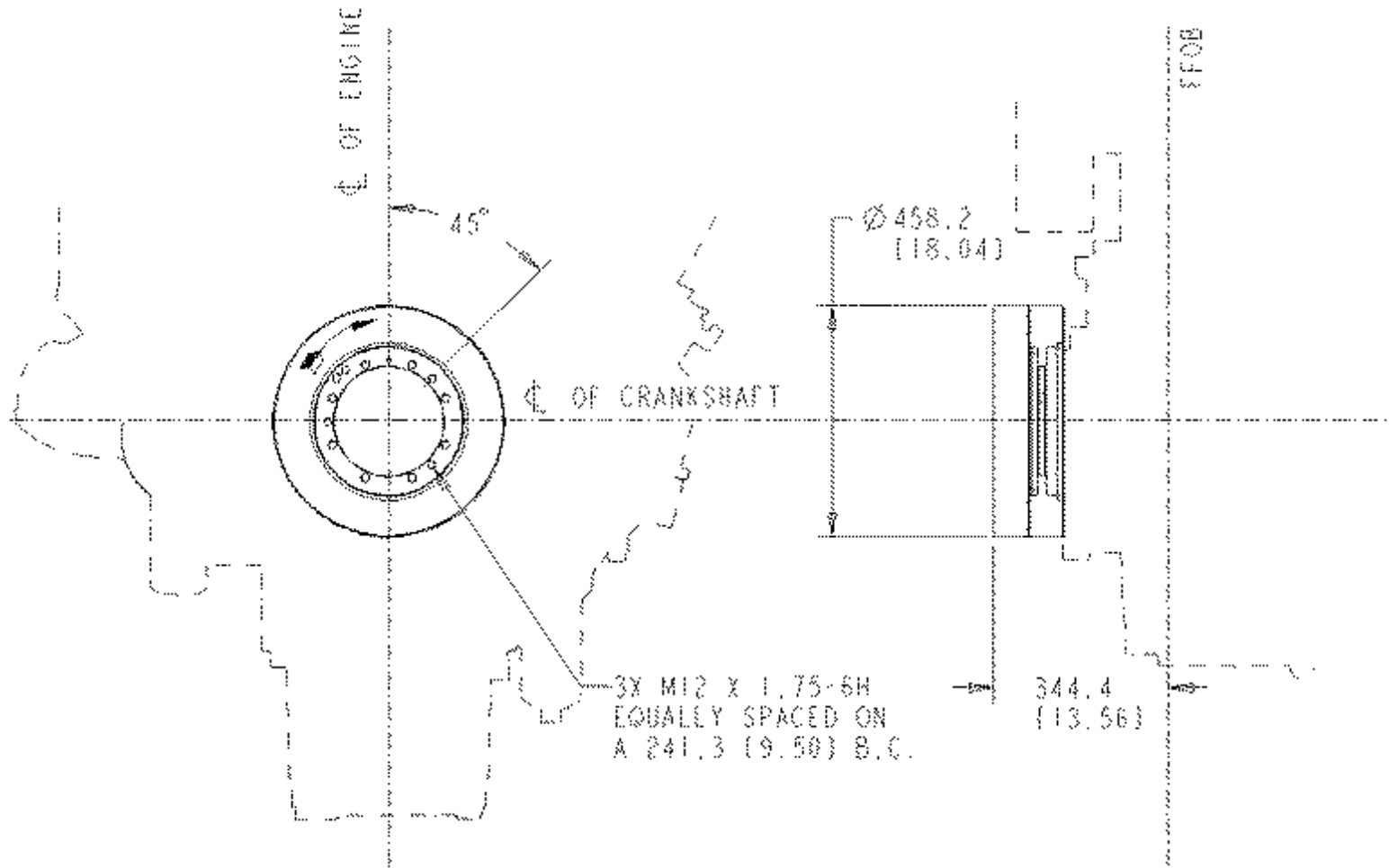
# DA-Keydata

Option #	Fan Drive Crank Pulley Dia.	Add'l Drive Pulleys	PTO Provision	Max Engine Rated Speed
<a href="#">DA 6104</a>				
<a href="#">DA 6121</a>	203.2 mm [8 in.]			
<a href="#">DA 6131</a>	162.5 mm [6.39 in.]			
<a href="#">DA 6142</a>	—	—	No	—
<a href="#">DA 6143</a>	Dual/520 mm [20.5 in.]	—	—	—
<a href="#">DA 6144</a>	203.2 mm [8 in.]			
<a href="#">DA 6145</a>	203.2 mm [8.0 in.]			
<a href="#">DA 6146</a>	162.5 mm [6.39 in.]			
<a href="#">DA 6149</a>	162.5 mm [6.39 in.]			

# DA 6104

## DA - Vibration Damper

Revision Date: 07/02



Option #	Fan Drive Crank Pulley Dia.	Add'l Drive Pulleys	PTO Provision	Max Engine Rated Speed
DA 6104				

Type: Dual standard viscosity

Number of dampers: 2

Provision for mounting front power takeoff: TBD

Speed limitation: TBD

Unique characteristics:

Base circle diameter of crank attached holes is 241.3 mm [9.5 in.]

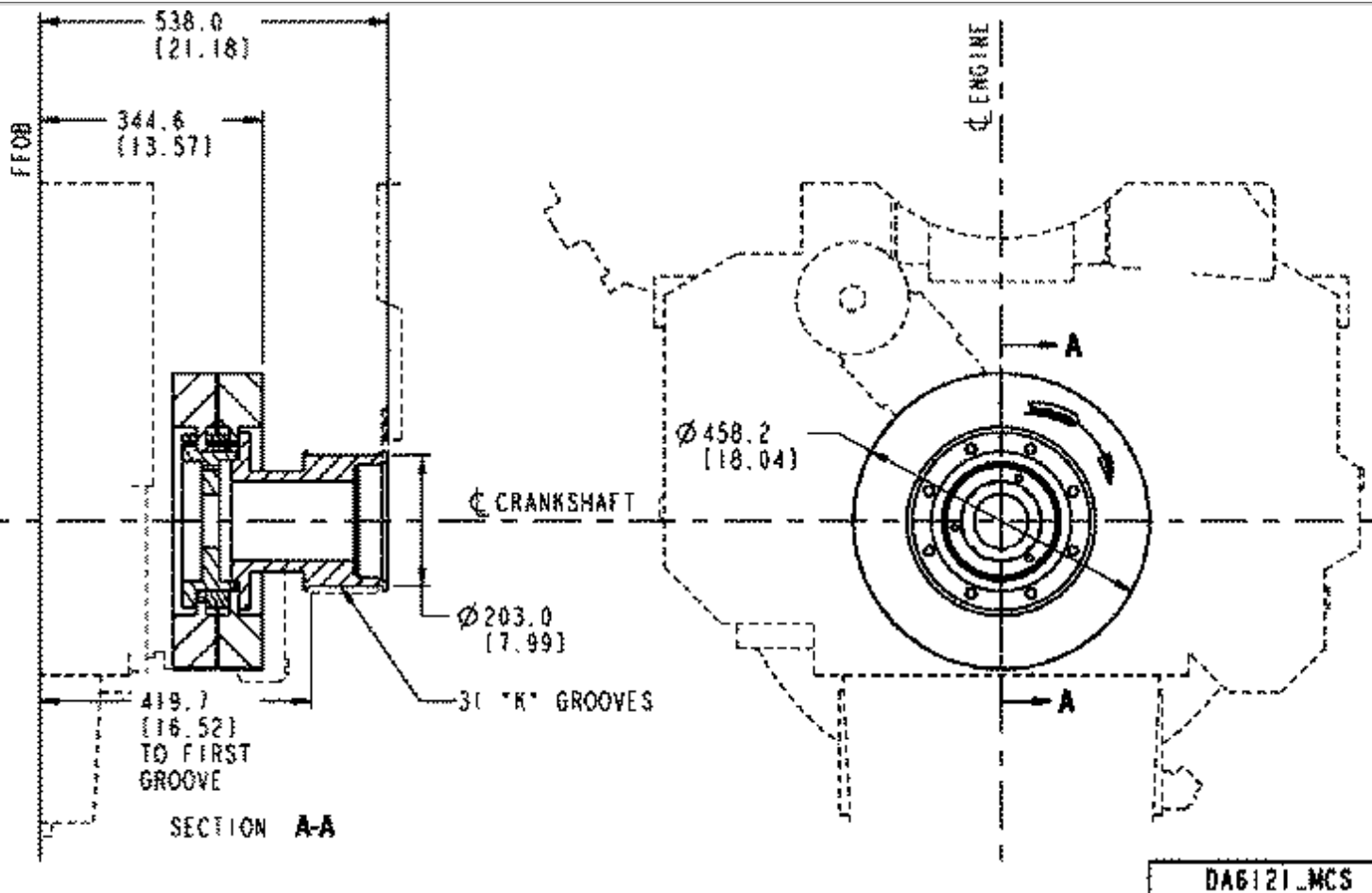
With press fit crankshaft adapter.

**For 1800 rpm QSK60 engines only.**

# DA 6121

## DA - Vibration Damper

Revision Date: 07/02



Option #	Fan Drive Crank Pulley Dia.	Add'l Drive Pulleys	PTO Provision	Max Engine Rated Speed
DA 6121	203.2 mm [8 in.]			

Type: Dual viscosity

Number of dampers: 2

Provision for mounting front power takeoff: No

Pulley diameter: 203.2 mm [8 in.]

Unique characteristics:

Base circle diameter of crank attached holes is 241.3 mm [9.5 in.]

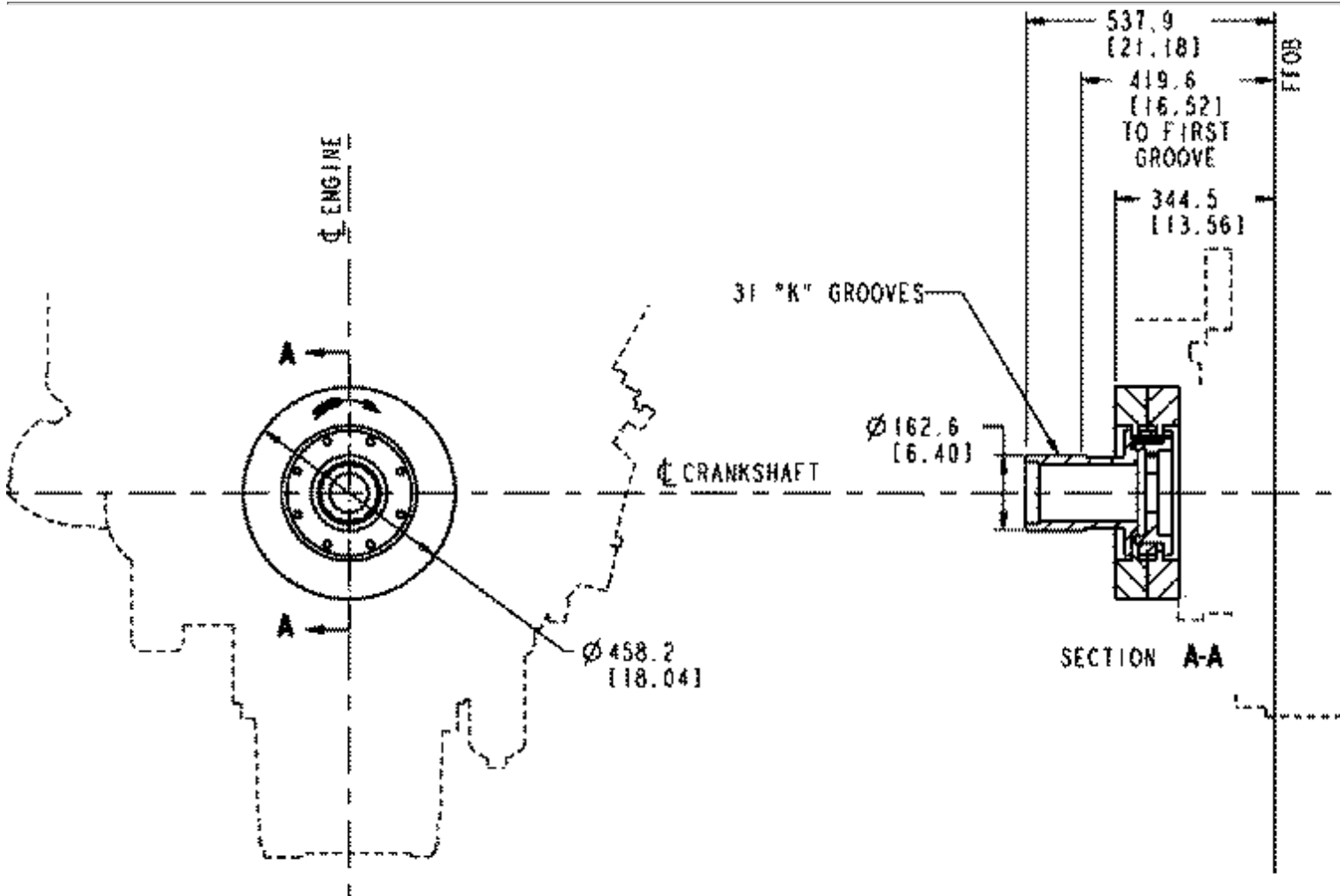
With press fit crankshaft adapter.

**For 1800 rpm QSK60 engines only.**

# DA 6131

## DA - Vibration Damper

Revision Date: 07/02



DA6131\_MCS

Option #	Fan Drive Crank Pulley Dia.	Add'l Drive Pulleys	PTO Provision	Max Engine Rated Speed
DA 6131	162.5 mm [6.39 in.]			

Type: Dual standard viscosity

Number of dampers: 2

Provision for mounting front power takeoff: No

Pulley diameter: 162.5 mm [6.39 in.]

Pulley material: Cast iron

Pulley groove description: K-ribbed

Number of grooves: 31

Fan drive: Yes

Damper size: 458 mm [18 in.]

Unique characteristics:

Base circle diameter of crank attached holes is 241.3 mm [9.5 in.]

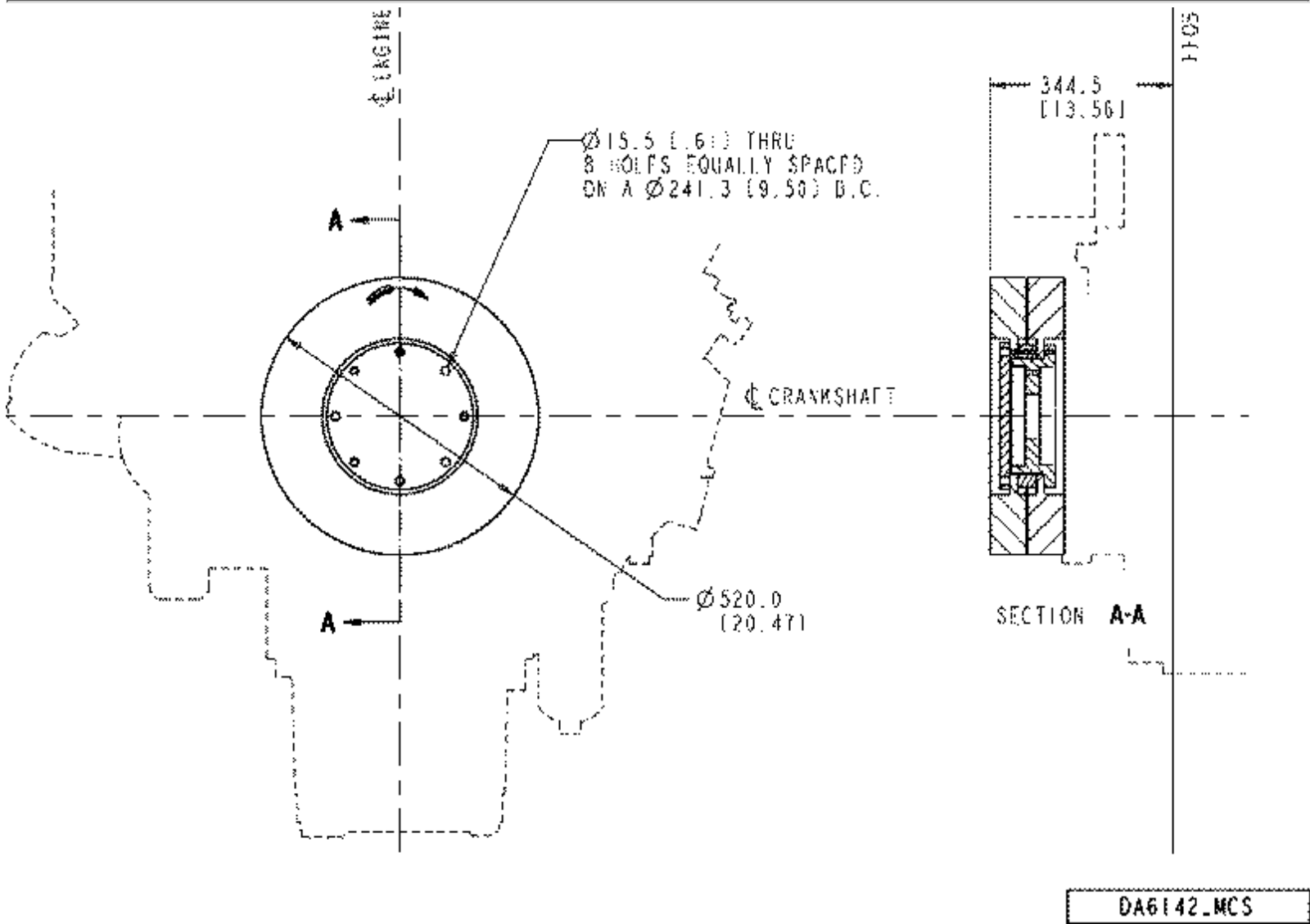
With press fit crankshaft adapter.

**For 1800 rpm QSK60 engines only.**

# DA 6142

## DA - Vibration Damper

Revision Date: 07/02



Option #	Fan Drive Crank Pulley Dia.	Add'l Drive Pulleys	PTO Provision	Max Engine Rated Speed
DA 6142	—	—	No	—

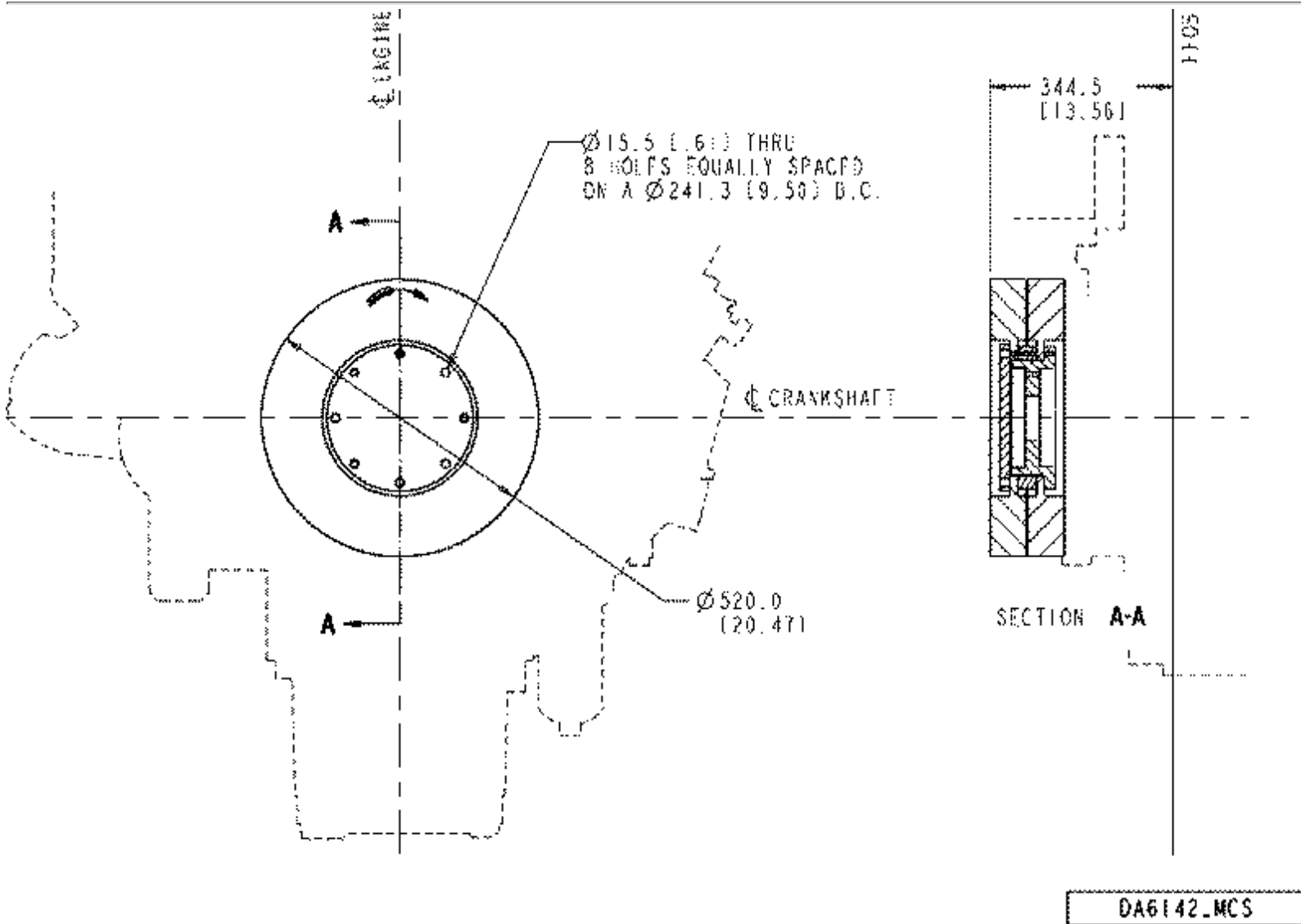
Dual standard viscosity vibration dampers with press fit crankshaft adapter.  
 Base circle diameter of crank attachment holes is 241.3 mm [9.5 in].  
 Damper size: 520 mm [20.5 in.]

**For QSK45 engines only.**

# DA 6143

## DA - Vibration Damper

Revision Date: 07/02



Option #	Type/Dia	Add'l Drive Pulleys	PTO Provision	Engine Rated Speed
DA 6143	Dual/520 mm [20.5 in.]	—	—	—

Type: Dual standard viscosity

Number of dampers: 2

Provision for mounting front power takeoff: No

Unique characteristics: Base circle diameter of crank attached holes is 241.3 mm [9.5 in.]

With press fit crankshaft adapter.

Damper size: 520 mm [20.5 in.]

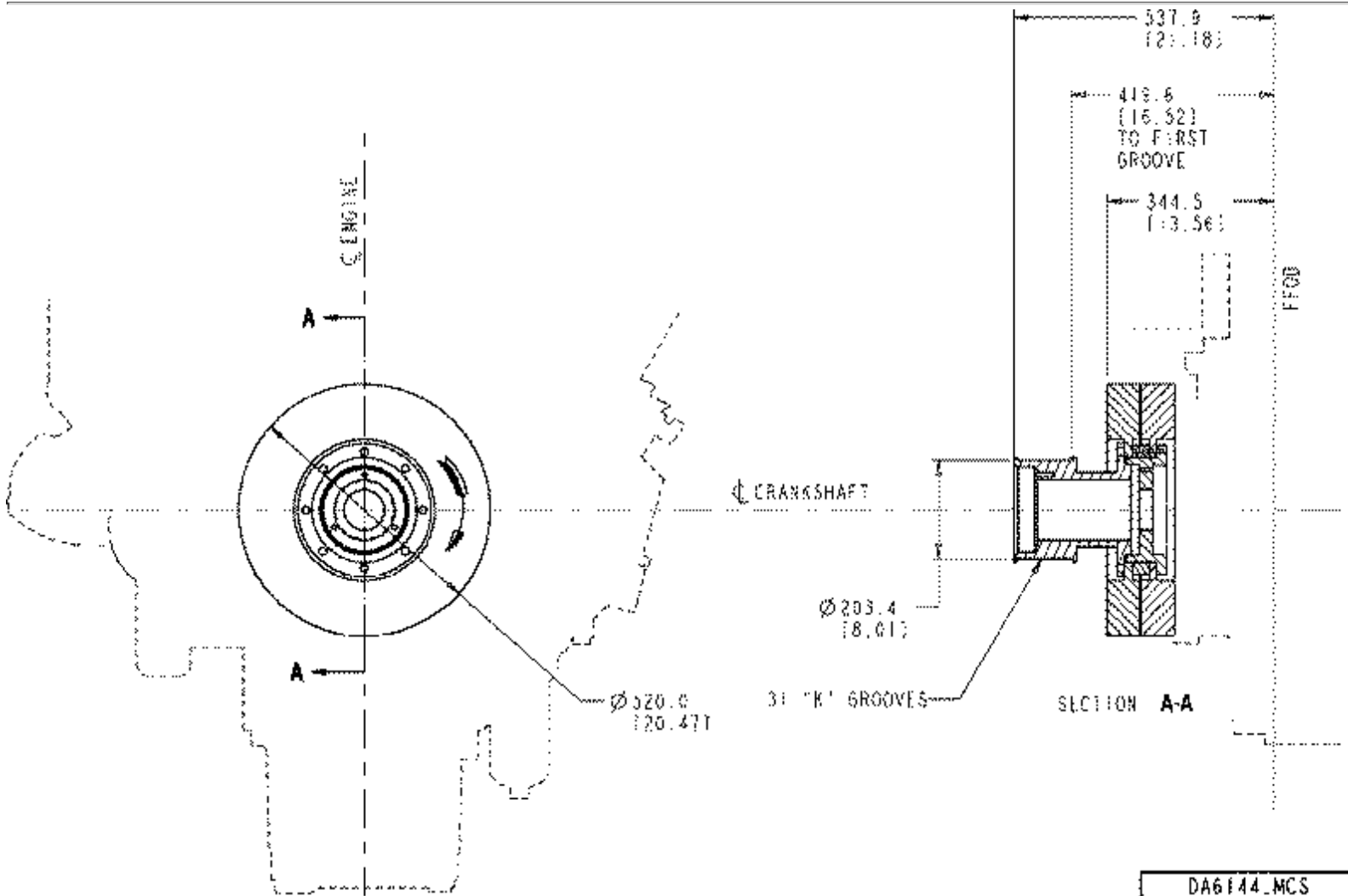
Fan drive: No

**For QSK60 engines only.**

# DA 6144

## DA - Vibration Damper

Revision Date: 07/02



Option #	Fan Drive Crank Pulley Dia.	Add'l Drive Pulleys	PTO Provision	Max Engine Rated Speed
DA 6144	203.2 mm [8 in.]			

Type: Dual viscosity

Number of dampers: 2

Provision for mounting front power take-off: No

Pulley Diameter: 203.2 mm [8 in.]

Pulley Material: Cast iron

Pulley Groove Description: K-ribbed

Number of Grooves: 31

Fan Drive: Yes

Speed limitation: 3500 RPM

Unique characteristics: Base circle diameter of crank attached holes is 241.3 mm [9.5 in.] with press fit crankshaft adapter

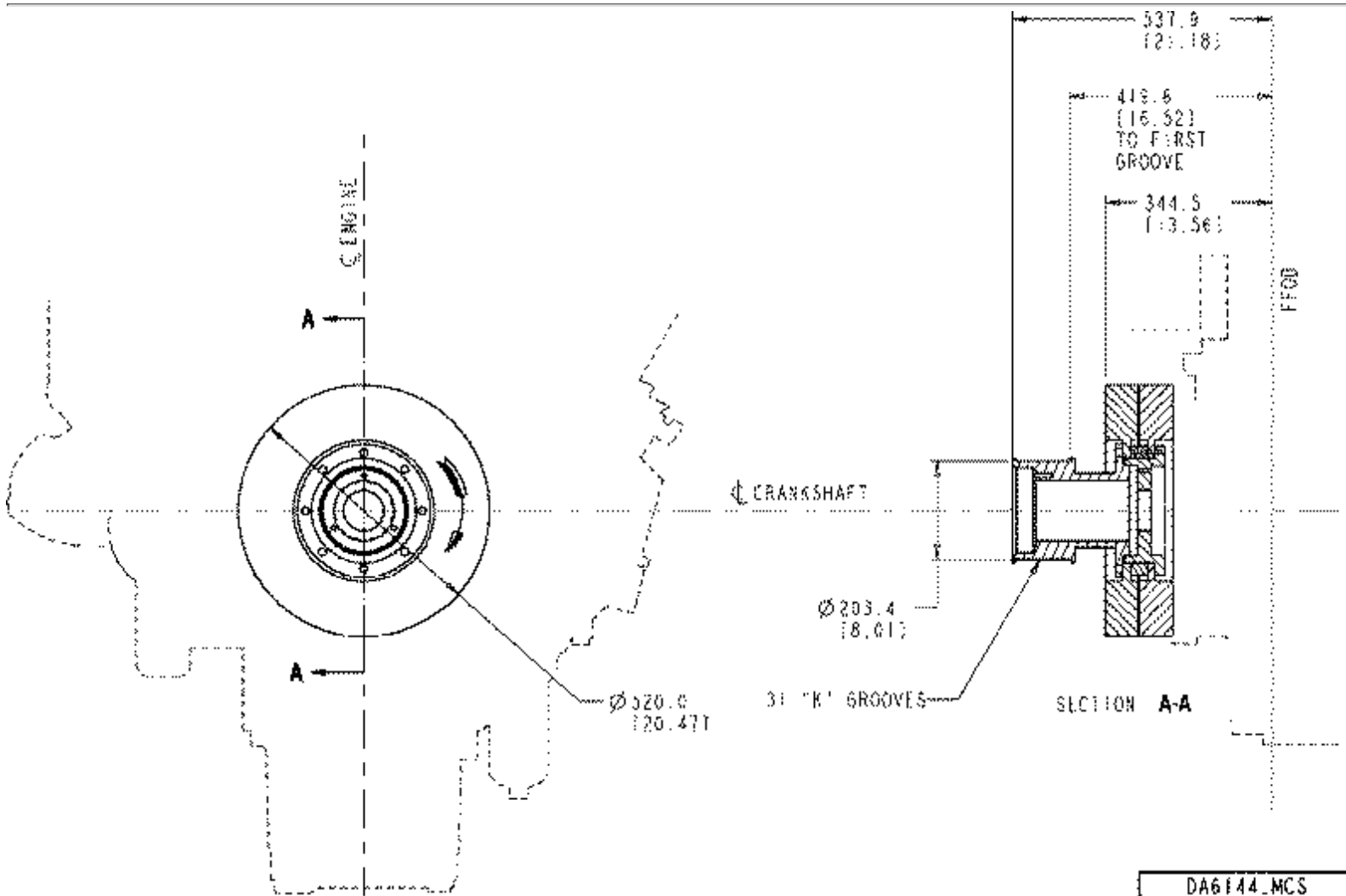
Damper size: 520 mm [20.47 in.]

**For QSK60 engines only.**

# DA 6145

## DA - Vibration Damper

Revision Date: 07/02



Option #	Fan Drive Crank Pulley Dia.	Add'l Drive Pulleys	PTO Provision	Max Engine Rated Speed
DA 6145	203.2 mm [8.0 in.]			

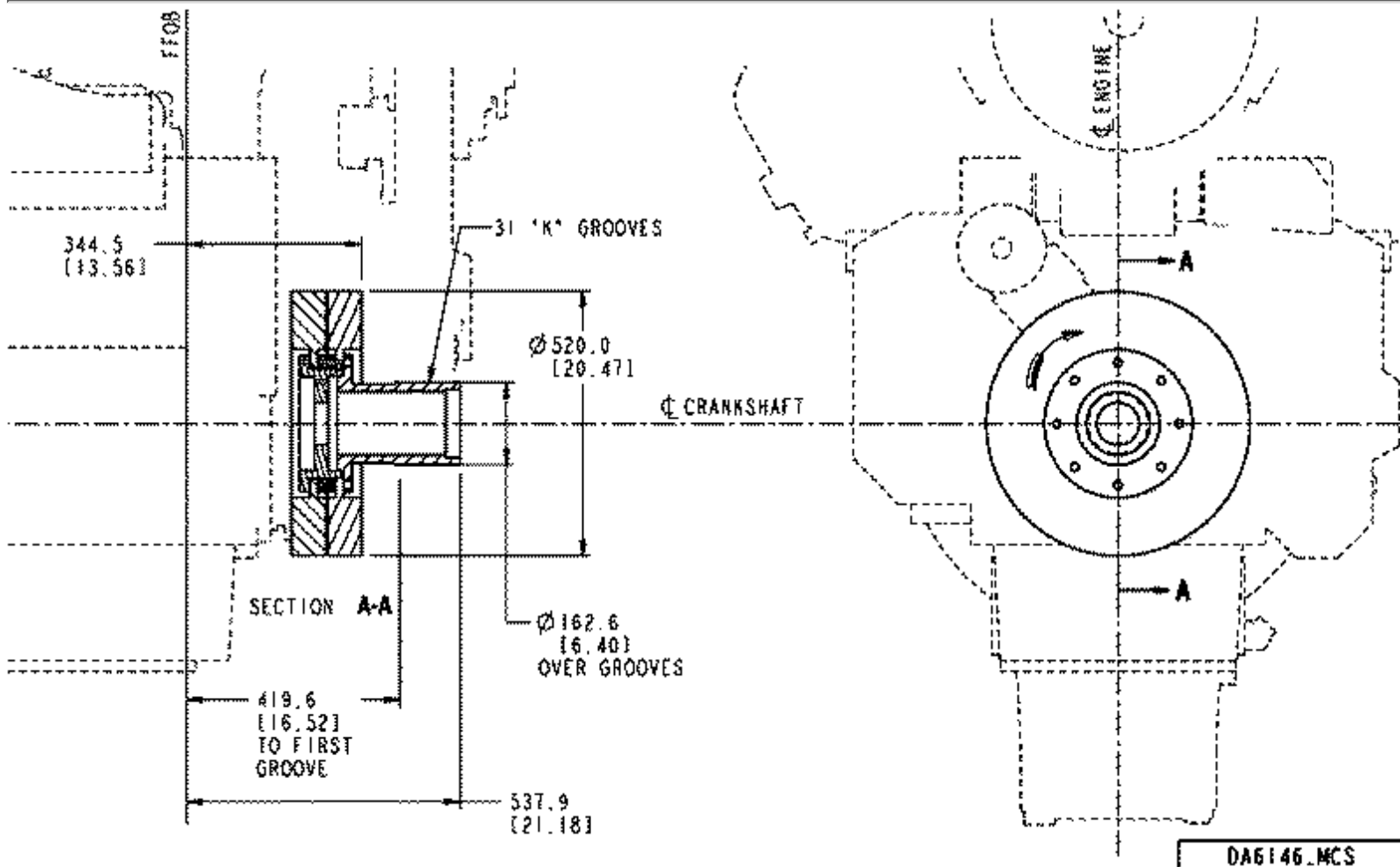
Dual standard viscosity vibration dampers with press fit crankshaft adapter. Base circle diameter of crank attached holes is 241.3 mm [9.5 in.]. Includes 203.2 mm [8.0 in.] crank drive pulley.  
 For use with Q45 engines with standard fan drive.  
 Damper size: 520 mm [20.47 in.]

**For QSK45 engines only.**

# DA 6146

## DA - Vibration Damper

Revision Date: 09/01



Option #	Fan Drive Crank Pulley Dia.	Add'l Drive Pulleys	PTO Provision	Max Engine Rated Speed
DA 6146	162.5 mm [6.39 in.]			

Type: High viscosity

Number of dampers: 2

Provision for mounting front power take-off: No

Speed Limitation: TBD

Pulley Material: Cast iron

Pulley Groove Description: PK section V-ribbed

Pulley Diameter: 162.5 mm [6.39 in.]

Number of Grooves: 31

Unique characteristics: Base circle diameter of crank attached holes is 241.3 mm [9.5 in.]

Fan Drive: Yes

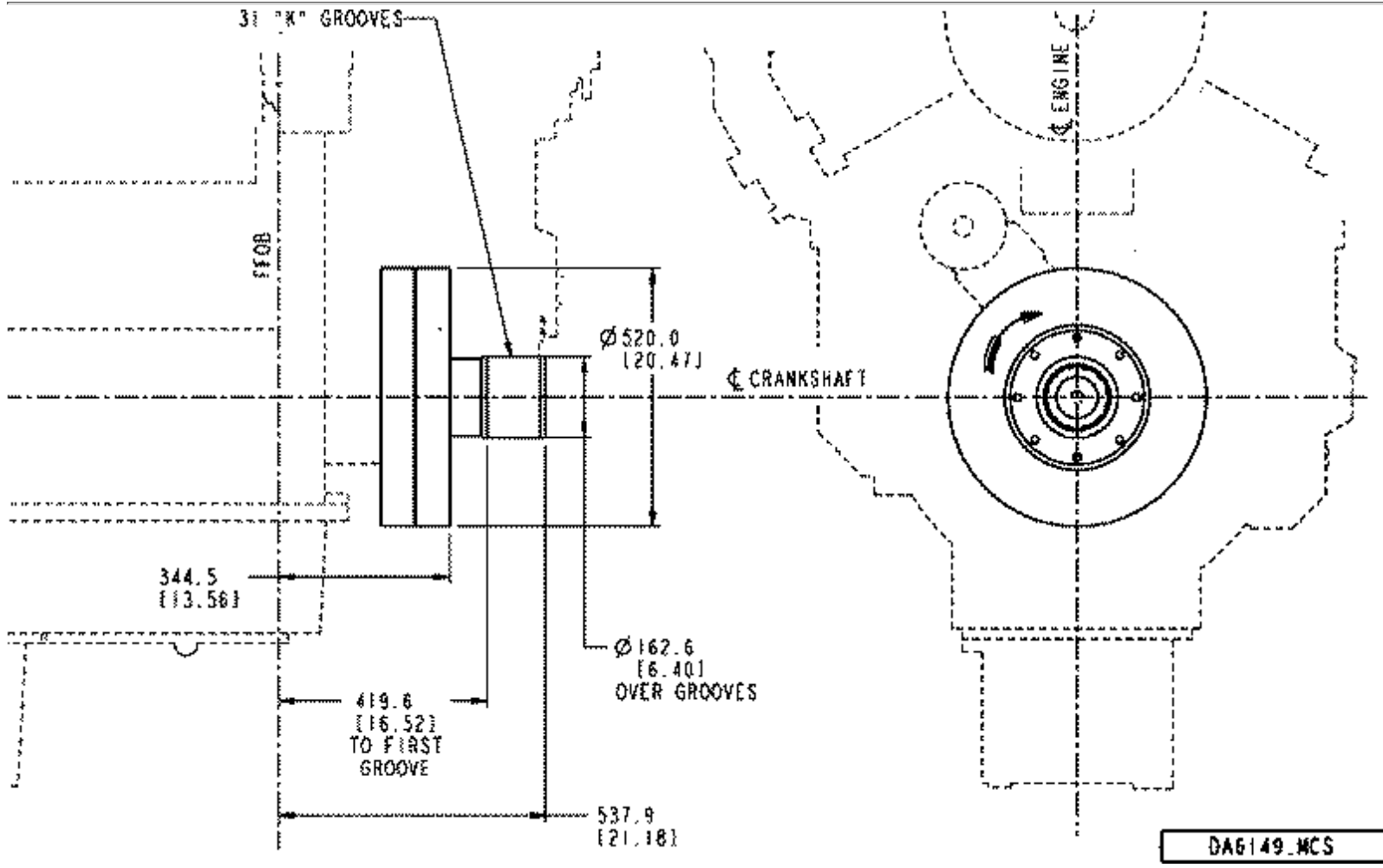
Damper size: 520 mm [20.47 in.]

**For QSK45 engines only.**

# DA 6149

## DA - Vibration Damper

Revision Date: 09/01



Option #	Fan Drive Crank Pulley Dia.	Add'l Drive Pulleys	PTO Provision	Max Engine Rated Speed
DA 6149	162.5 mm [6.39 in.]			

- Type: High viscosity
- Number of dampers: 2
- Provision for mounting front power take-off: No
- Speed Limitation: TBD
- Pulley Material: Cast iron
- Pulley Groove Description: PK section V-ribbed
- Pulley Diameter: 162.5 mm [6.39 in.]
- Number of Grooves: 31
- Unique characteristics: Base circle diameter of crank attached holes is 241.3 mm [9.5 in.]
- Fan Drive: Yes
- Damper size: 520 mm [20.47 in.]

**For QSK60 engines only.**

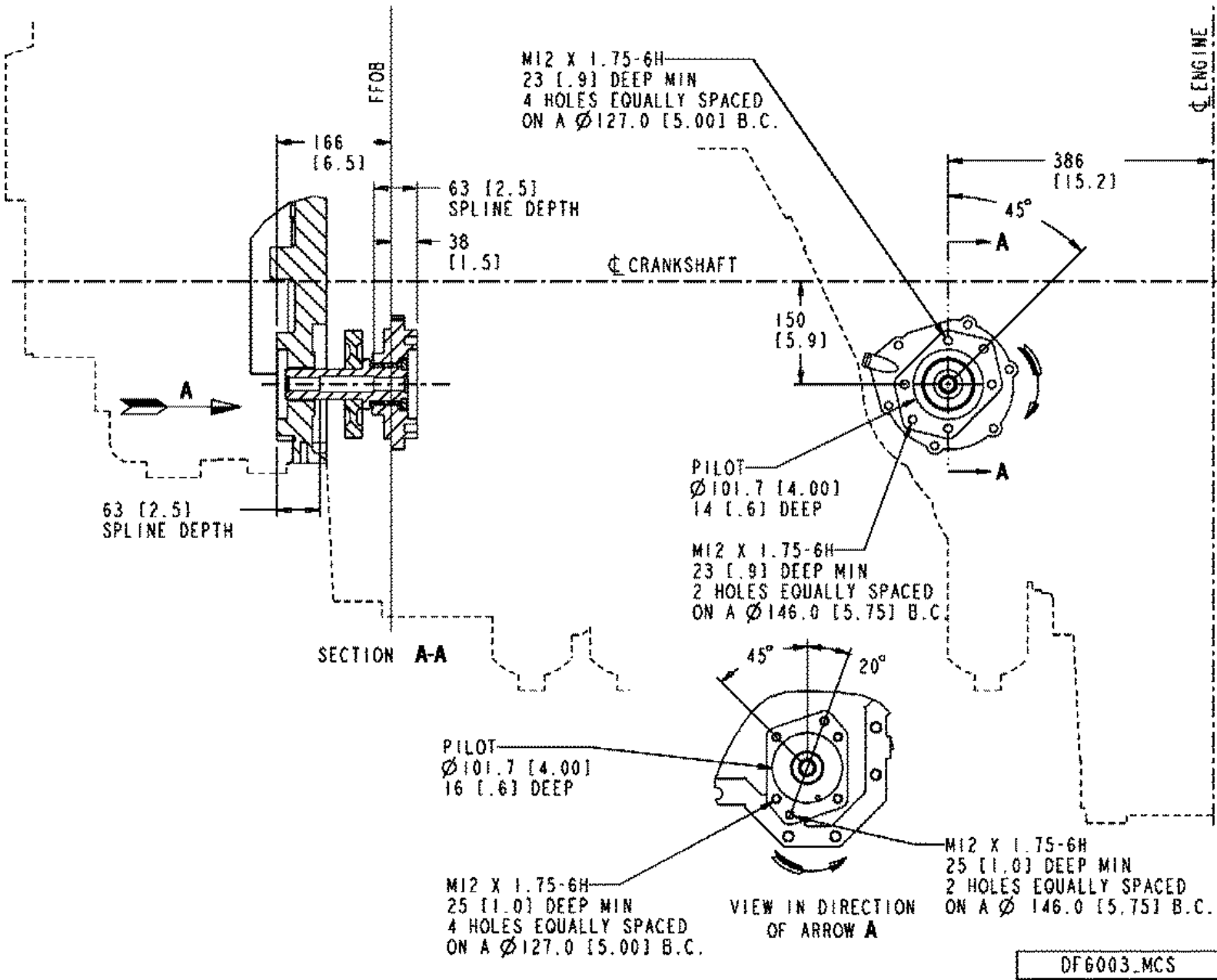
# DF-Keydata

Option #	Description	Shaft	Max Torque @ Rated RPM	Drive Ratio
<a href="#">DF 6003</a>	SAE-B flange	13-tooth spline	—	Can use 2 or 4 bolt flange
<a href="#">DF 6007</a>				

# DF 6003

## DF - Front Gear Train Accessory Drive

Revision Date: 04/03



Option #	Description	Shaft	Max Torque @ Rated RPM	Drive Ratio
DF 6003	SAE-B flange	13-tooth spline	—	Can use 2 or 4 bolt flange

Drive location front: No (TLA water pump)

Drive location rear: Yes

Drive provision: Yes

Number of teeth spline drive front: 13

Number of teeth spline drive rear: 13

SAE B on both front and rear.


Can be used with 2 or 4 bolt flange.

**For 2P2L engines only.**

# DF 6007

## DF - Front Gear Train Accessory Drive

Revision Date: 09/01



Option #	Description	Shaft	Max Torque @ Rated RPM	Drive Ratio
DF 6007				

Drive location front available: Yes

Drive location rear available: Yes

Drive provision: Yes

Number of teeth spline drive front: 13

Number of teeth spline drive rear: 13

SAE B on both front and rear.

Can be used with 2 or 4 bolt flange.

**For JWAC engines only.**

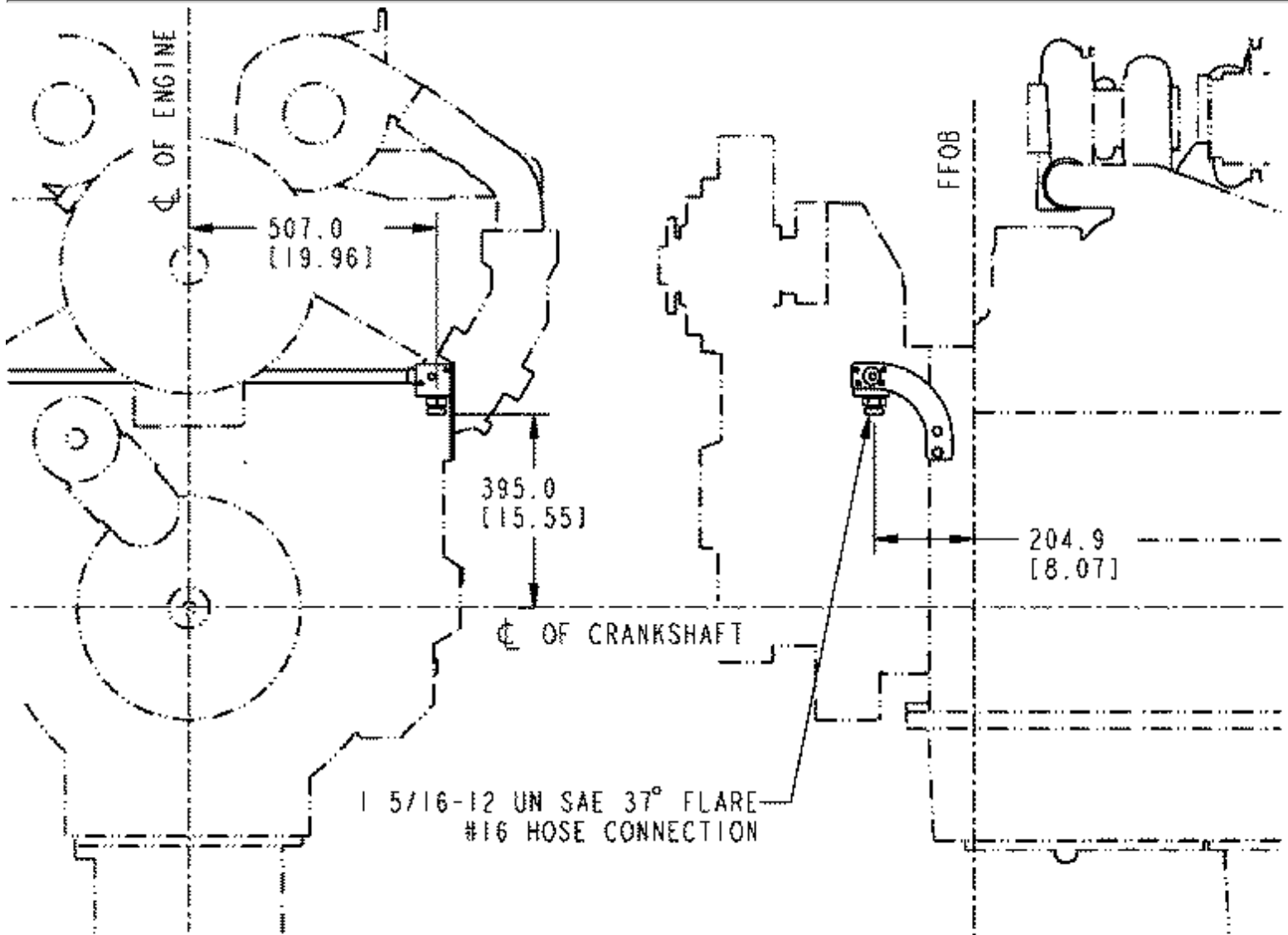
# DL-Keydata

Option #	Plumbing for	Attachment Location	Attachment Size	Notes
<a href="#">DL 6010</a>	Fuel drain			

# DL 6010

## DL - Fuel Drain Location

Revision Date: 09/01



DL6010.MCS

Option #	Plumbing for	Attachment Location	Attachment Size	Notes
DL 6010	Fuel drain			

Fuel drain connection on left (fuel pump) side of engine. Fuel drain connection is 1 5/16-12 UN SAE 37 deg. flare for #16 hose.

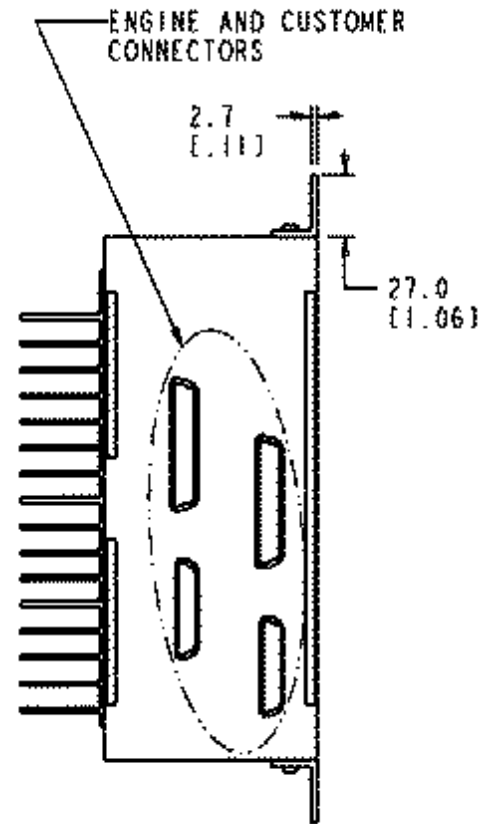
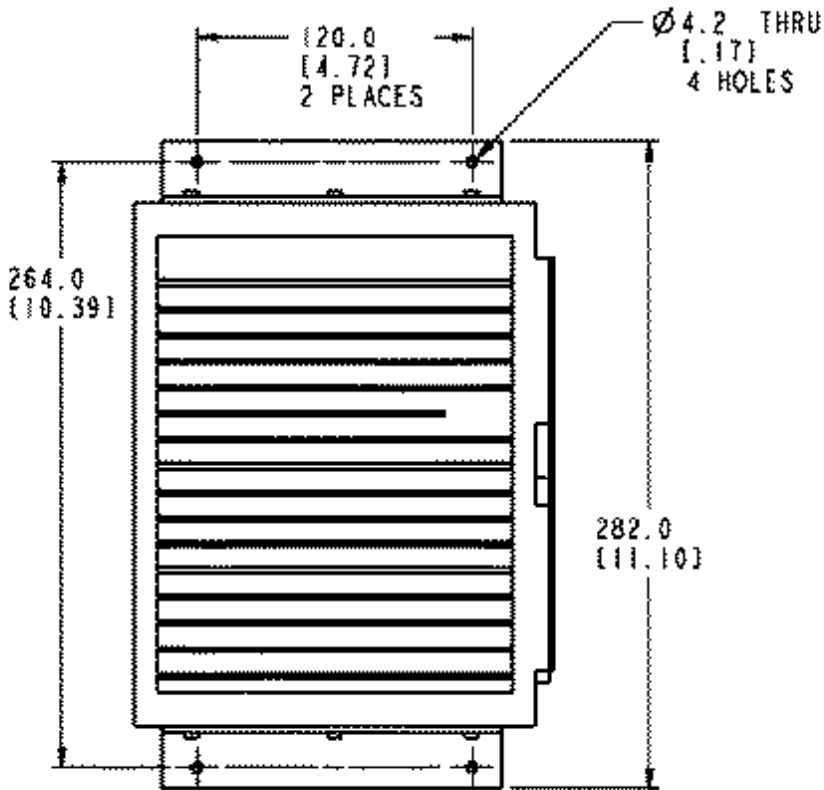
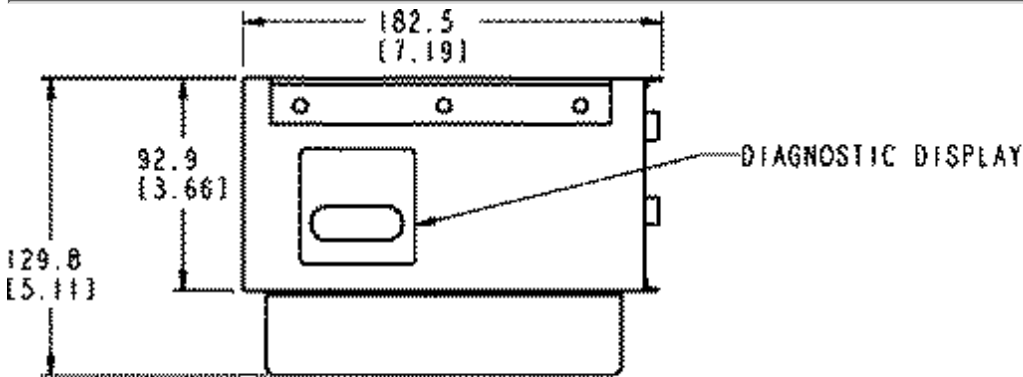
# DO-Keydata

Option #	Use With	Rating (kW [BHP] @ rpm)	Calibration
<a href="#">DO 6211</a>			24V
<a href="#">DO 6212</a>			24V
<a href="#">DO 6213</a>			24V
<a href="#">DO 6214</a>			24V

# DO 6211

## DO - Customer Interface Software

Revision Date: 07/02



DO6211.MCS

Option #	Use With	Rating (kW [BHP] @ rpm)	Calibration
DO 6211			24V

Engine Control system: DOH

Application: G-drive

Commun support: Modbus

OEM name: N/A

Duty cycle designation: Standby

Flywheel size (ring gear teeth): SAE 0 (149)

DO 6211

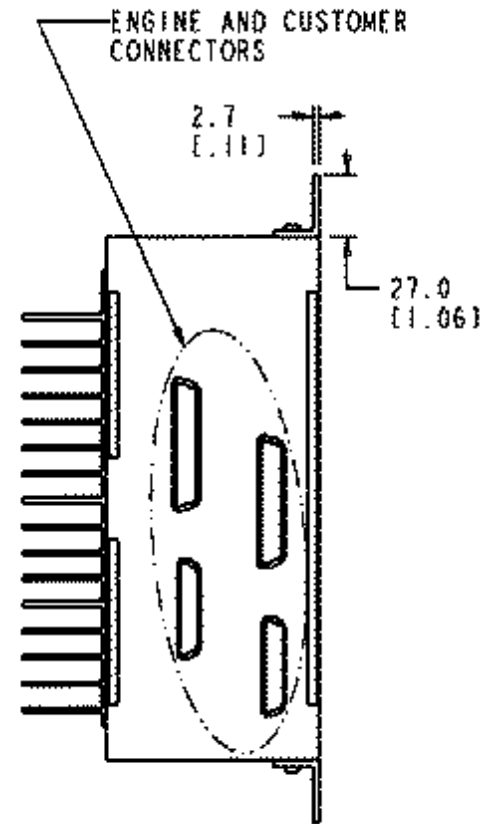
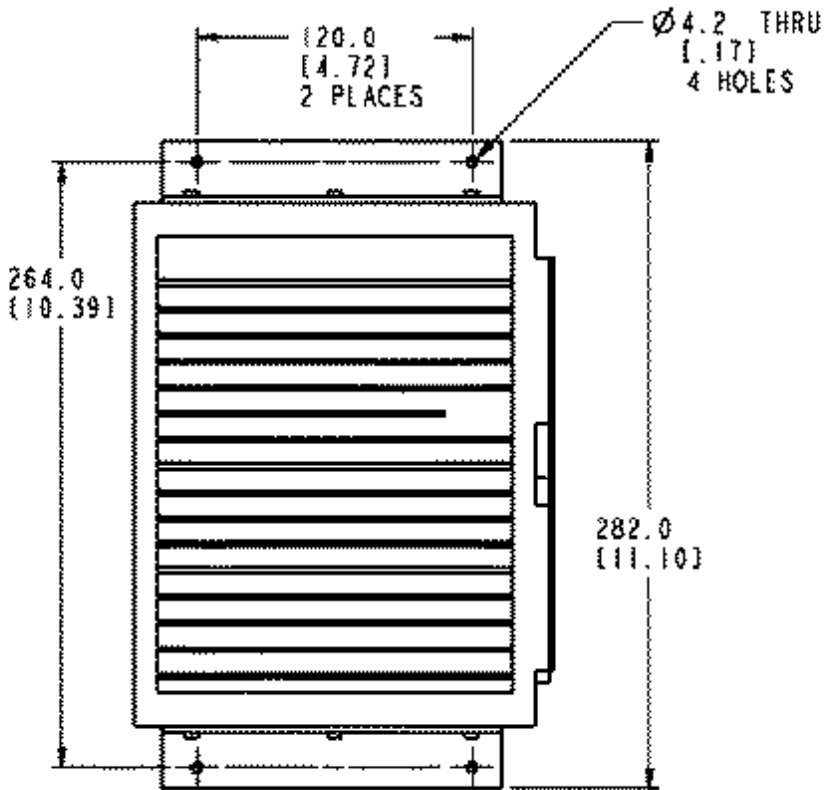
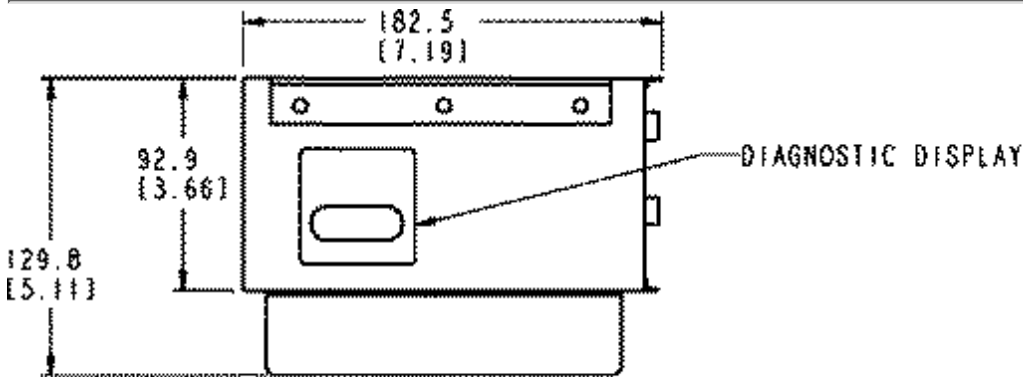
Instrumentation package: Standard

Calibration voltage: 24V

# DO 6212

## DO - Customer Interface Software

Revision Date: 07/02



DO6211.MCS

Option #	Use With	Rating (kW [BHP] @ rpm)	Calibration
DO 6212			24V

Engine Control system: DOH

Application: G-drive

Commun support: Modbus

OEM name: N/A

Duty cycle designation: Standby

Flywheel size (ring gear teeth): SAE 00 (168)

DO 6212

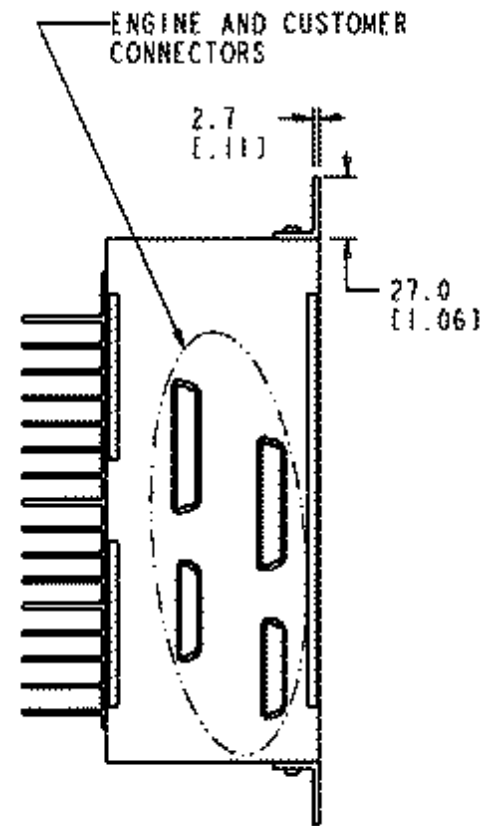
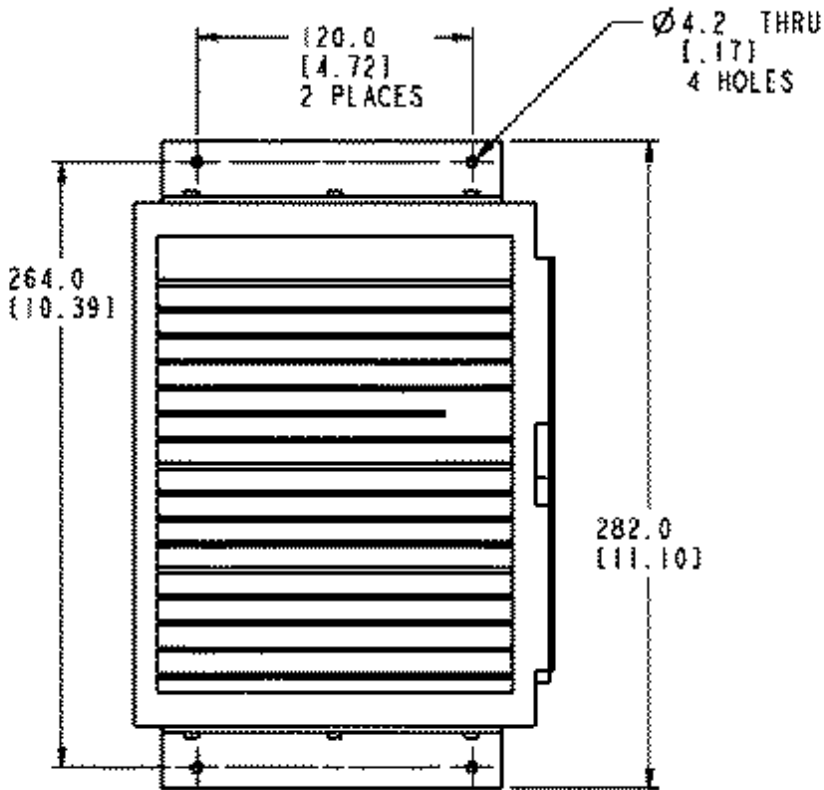
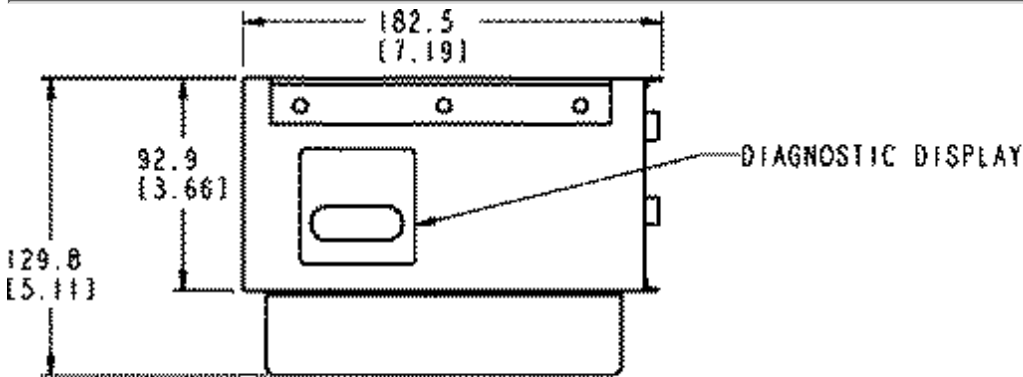
Instrumentation package: Standard

Calibration voltage: 24V

# DO 6213

## DO - Customer Interface Software

Revision Date: 07/02



DO6211.MCS

Option #	Use With	Rating (kW [BHP] @ rpm)	Calibration
DO 6213			24V

Engine Control system: DOH

Application: G-drive

Commun support: Modbus

OEM name: N/A

Duty cycle designation: Prime

Flywheel size (ring gear teeth): SAE 0 (149)

DO 6213

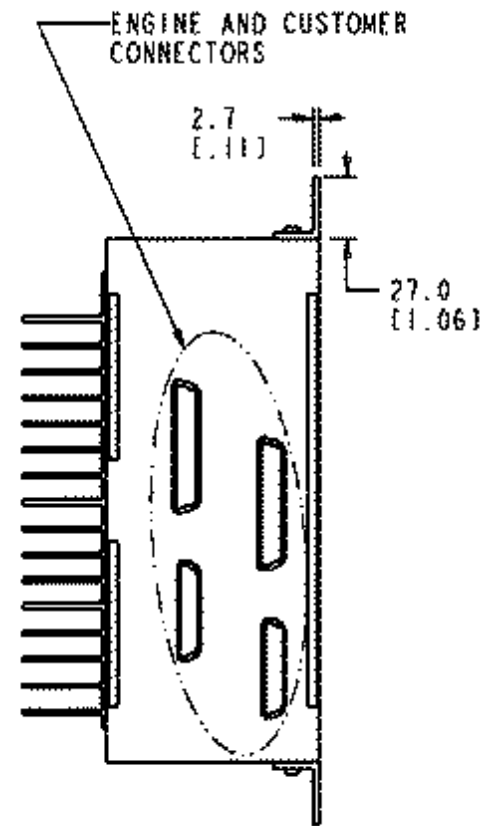
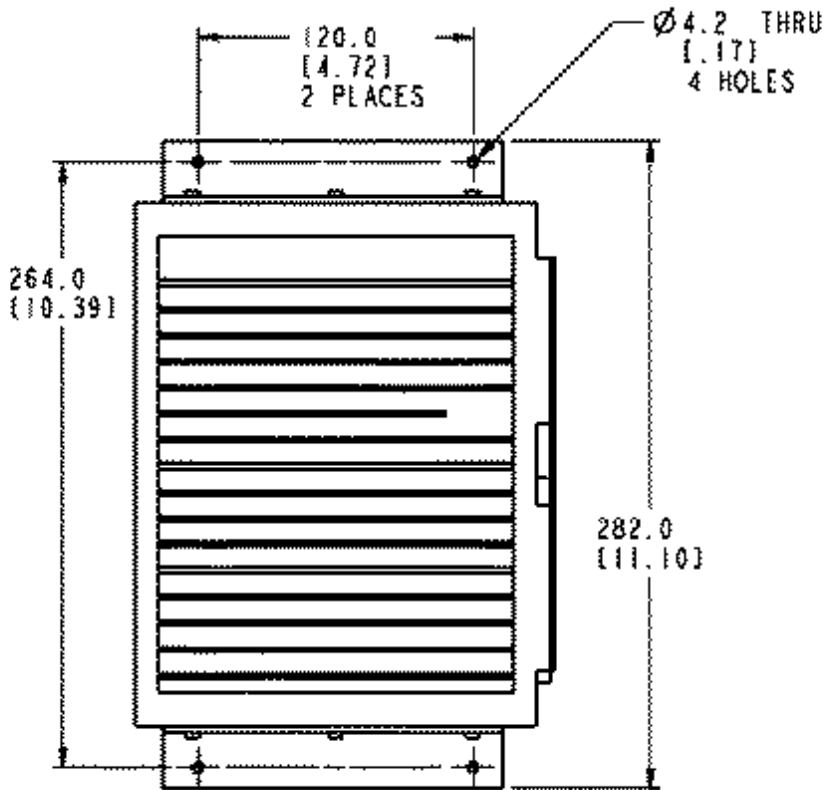
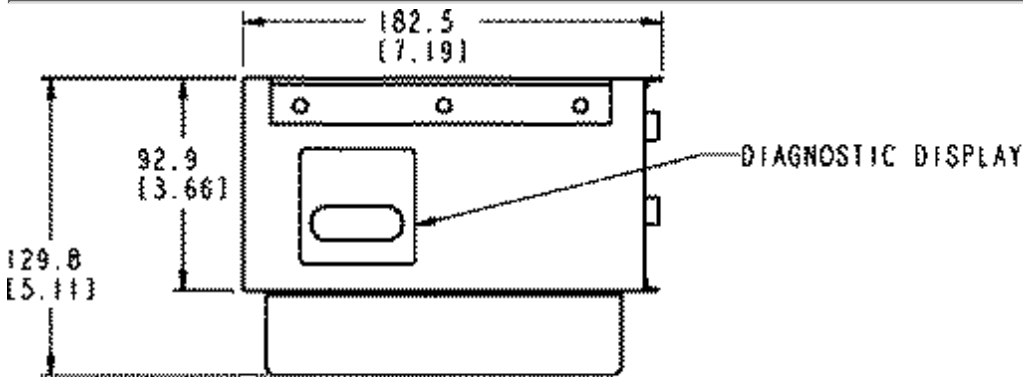
Instrumentation package: Standard

Calibration voltage: 24V

# DO 6214

## DO - Customer Interface Software

Revision Date: 09/01



DO6214.MCS

Option #	Use With	Rating (kW [BHP] @ rpm)	Calibration
DO 6214			24V

Engine Control system: DOH

Application: G-drive

Commun support: Modbus

OEM name: N/A

Duty cycle designation: Prime

Flywheel size (ring gear teeth): SAE 00 (168)

DO 6214

Instrumentation package: Standard

Calibration voltage: 24V

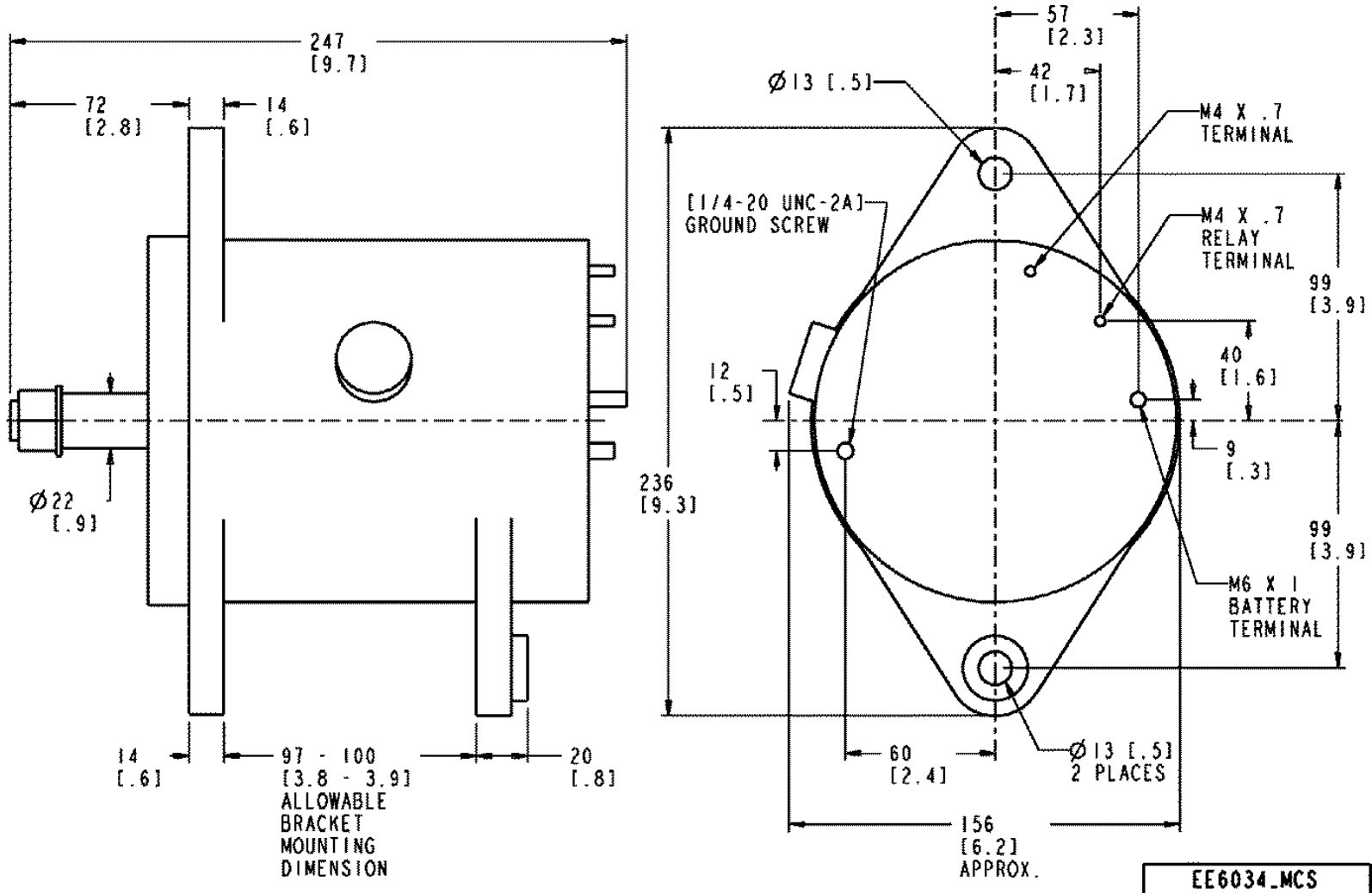
# EE-Keydata

Option #	Mfg/Model	Voltage/Amps	Notes
<a href="#">EE 6034</a>	Cummins/Delco Remy model 23SI	24V/55A	
<a href="#">EE 6066</a>	Prestolite LNA4024	24V/55A	

# EE 6034

## EE - Alternator

Revision Date: 07/02



Option #	Mfg/Model	Voltage/Amps	Notes
EE 6034	Cummins/Delco Remy model 23SI	24V/55A	

Manufacturer/Model: Cummins branded

Voltage: 24

Amperage: 55

Ground type: Negative

Insulated: No

Built in voltage regulator: Yes

Wiring harness included: No

Ground strap required: Yes

Ground strap included: No

Cooling fan included: Yes

Brush type: No

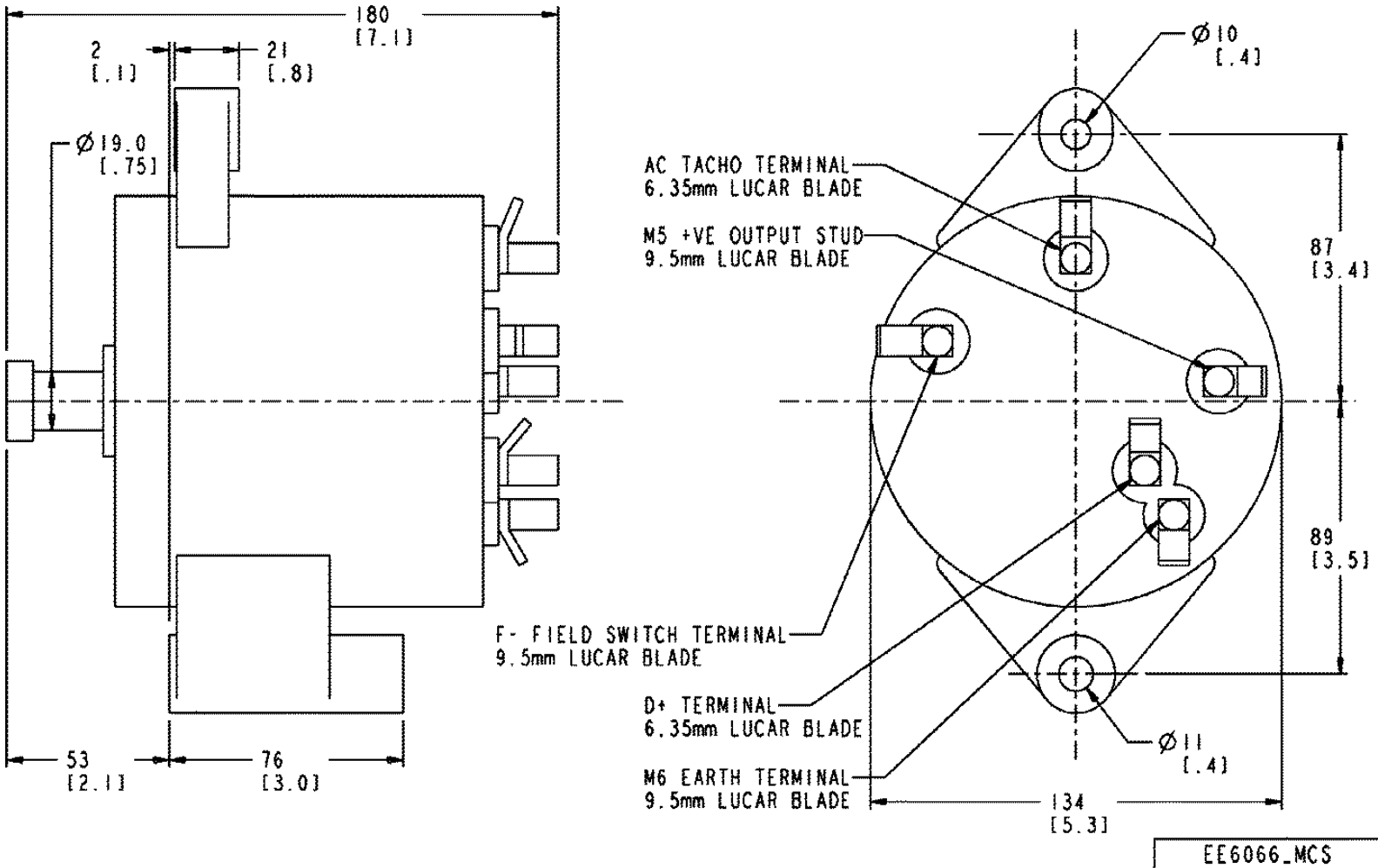
Brushless: Yes

MFG: Delco Remy model 23SI-450

# EE 6066

## EE — Alternator

Revision Date: 06/03



Option #	Manufacturer/Model	Voltage/Amps	Notes
EE 6066	Prestolite LNA4024	24V/55A	

Manufacturer/model: Cummins branded

Voltage: 24

Amperage: 55

Ground type: Negative

Insulated: Yes

Built in voltage regulator: Yes

Wiring harness included: No

Ground strap required: No

Ground strap included: No

EE 6066

Cooling fan included: Yes

Brush type: Yes

Mfg/model: Prestolite-LNA4024/8

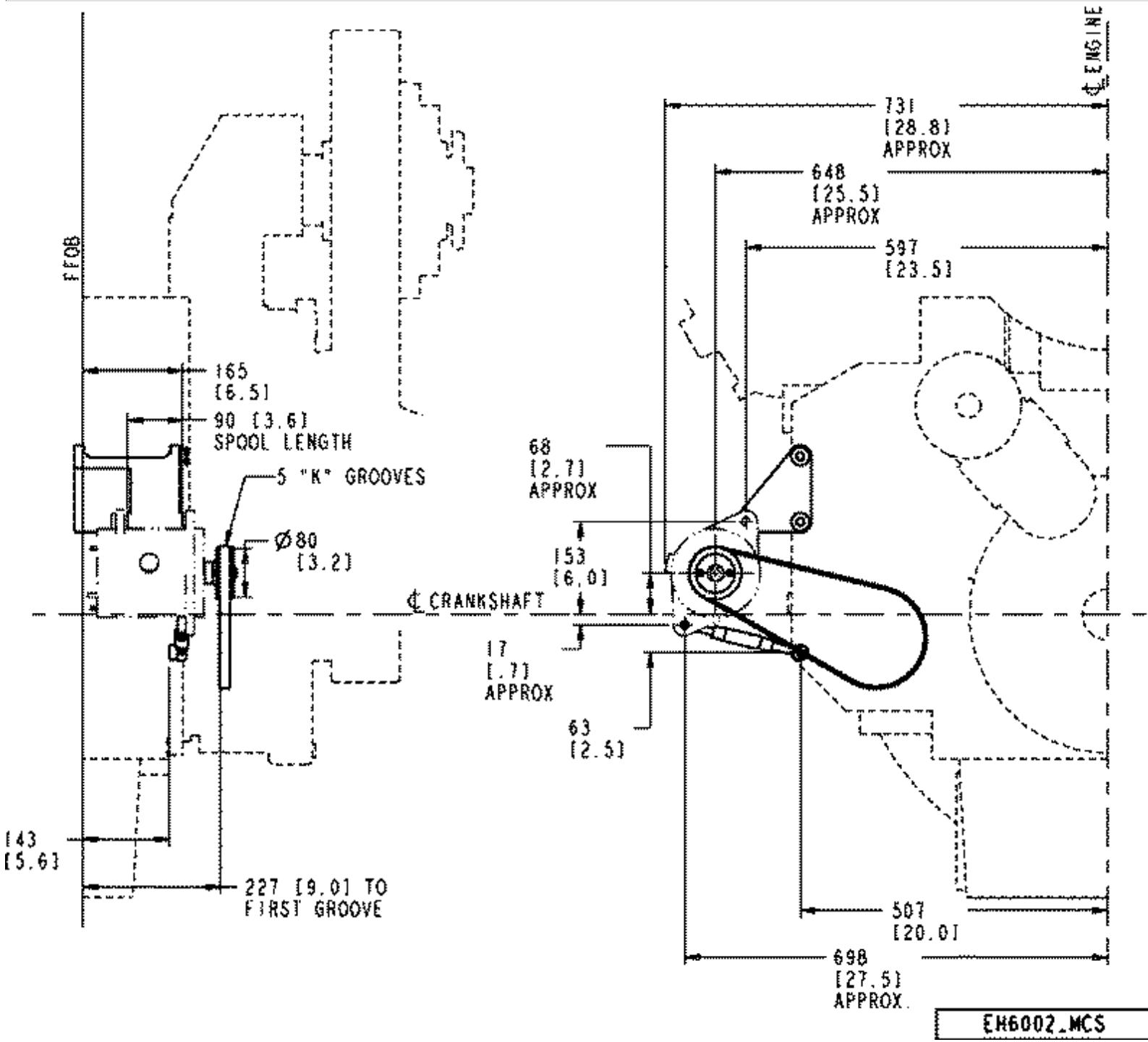
# EH-Keydata

Option #	Use With	Mount Type	Drive Ratio	Notes
<a href="#">EH 6002</a>	Delco Remy 23SI or 33SI	Lug	3.56:1	
<a href="#">EH 6005</a>	Prestolite LNA4024/7	Spool	2.62:1	
<a href="#">EH 6011</a>	Delco Remy 23SI or 33SI	Lug	2.62:1	

# EH 6002

## EH - Alternator Mounting

Revision Date: 10/02



EH6002.MCS

Option #	Use With	Mount Type	Drive Ratio	Notes
EH 6002	Delco Remy 23SI or 33SI	Lug	3.56:1	

Alternator manufacturer: Cummins branded  
 No. of alternators: 1  
 Drive ratio: 3.56:1

EH 6002

Model: Delco Remy 23SI and 33SI

Pulley Description: 5 groove PK section, V ribbed

Pulley location: Right bank side of engine through the front gear cover

Mounting type: Lug

Kitted: No

Attachment Point: Crank centerline: 650.98 mm horizontal and 59.5 mm vertical

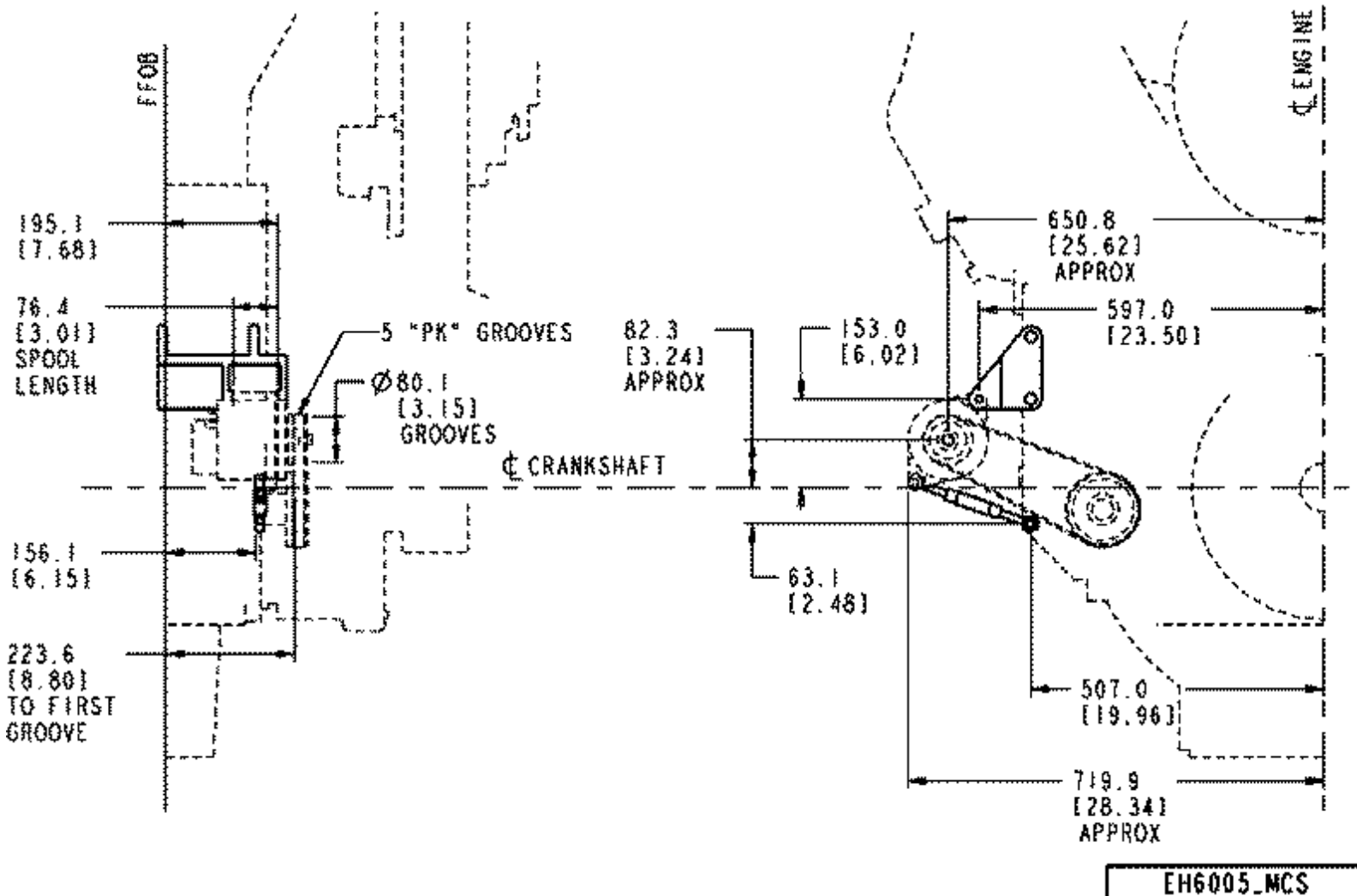
Adjusting link included: Yes

Belt description: 5 rib PK section V ribbed

# EH 6005

## EH - Alternator Mounting

Revision Date: 02/01



Option #	Use With	Mount Type	Drive Ratio	Notes
EH 6005	Prestolite LNA4024/7	Spool	2.62:1	

Alternator manufacturer: Cummins branded

No. of alternators: 1

Model: Prestolite LNA4024/7

Drive ratio: 2.62:1

Pulley Description: 5 groove PK section, V ribbed

Pulley location: Right bank side of engine through the front gear cover

Mounting type: Spool

Kitted: No

Attachment point: Crank centerline: 644.37 mm [27.711 in.] horizontal and 74.77 mm [2.94 in.] vertical

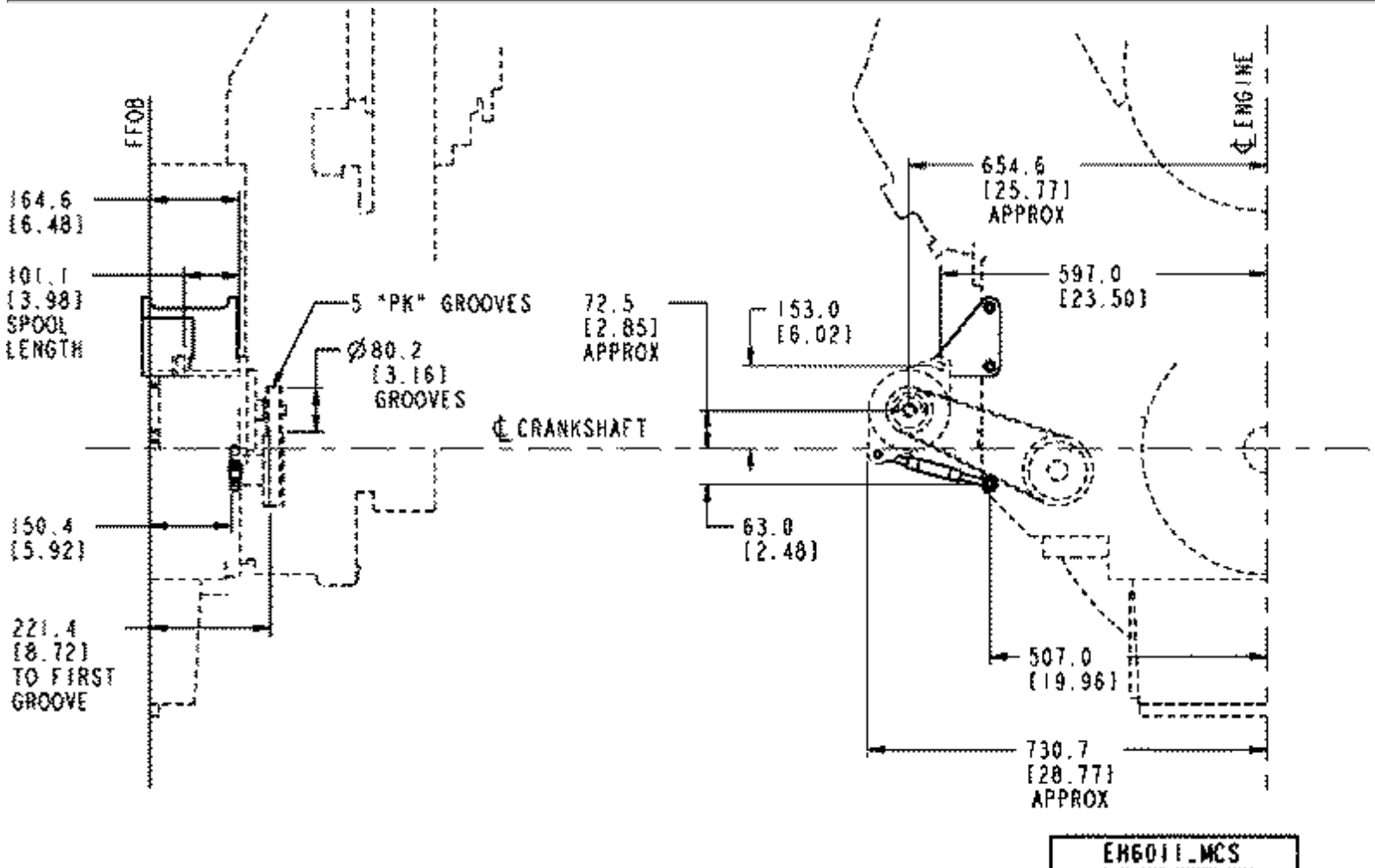
Adjusting link included: Yes

Belt description: 5 rib PK section V ribbed

# EH 6011

## EH - Alternator Mounting

Revision Date: 08/01



Option #	Use With	Mount Type	Drive Ratio	Notes
EH 6011	Delco Remy 23SI or 33SI	Lug	2.62:1	

Alternator manufacturer: Cummins branded

No. of alternators: 1

Drive ratio: 2.62:1

Model: Delco Remy 23SI and 33SI

Pulley Description: 5 groove PK section V ribbed

Pulley location: Right bank side of engine through the front gear cover

Mounting type: Lug

Kitted: No

Attachment Point Crank C/L:

Horizontal: 650.98 mm [25.62 in.]

Vertical: 59.5 mm [2.34 in.]

Adjusting link included: Yes

Belt description: 5 rib PK section V-ribbed

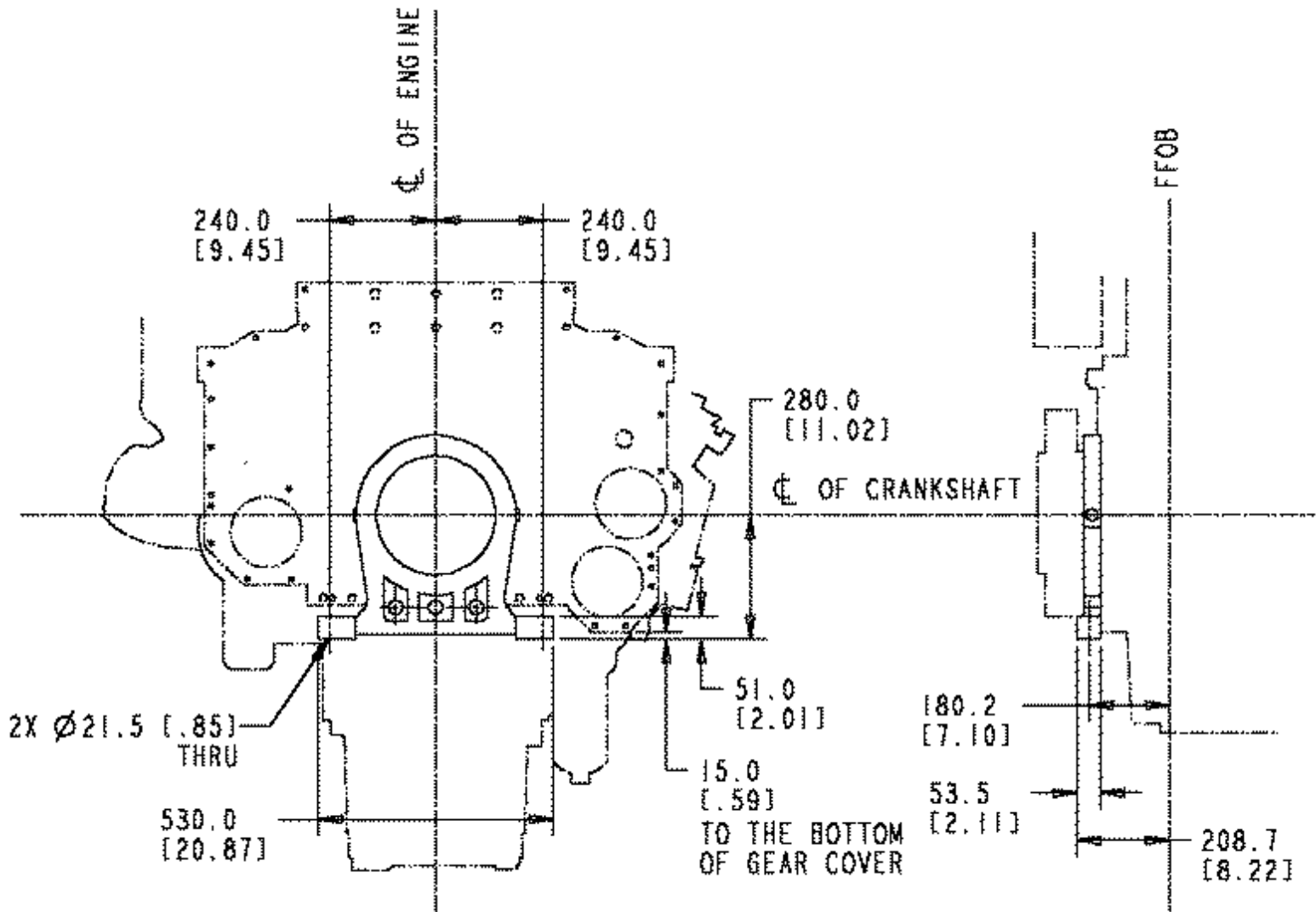
# EM-Keydata

Option #	Type	Attachment Hole	Damper	Notes
<a href="#">EM 6078</a>	Trunnion	—	—	—
<a href="#">EM 6080</a>	Trunnion	2 x 21.5 mm dia.	Yes	Remote grease fill

# EM 6078

## EM - Front Engine Support

Revision Date: 07/02



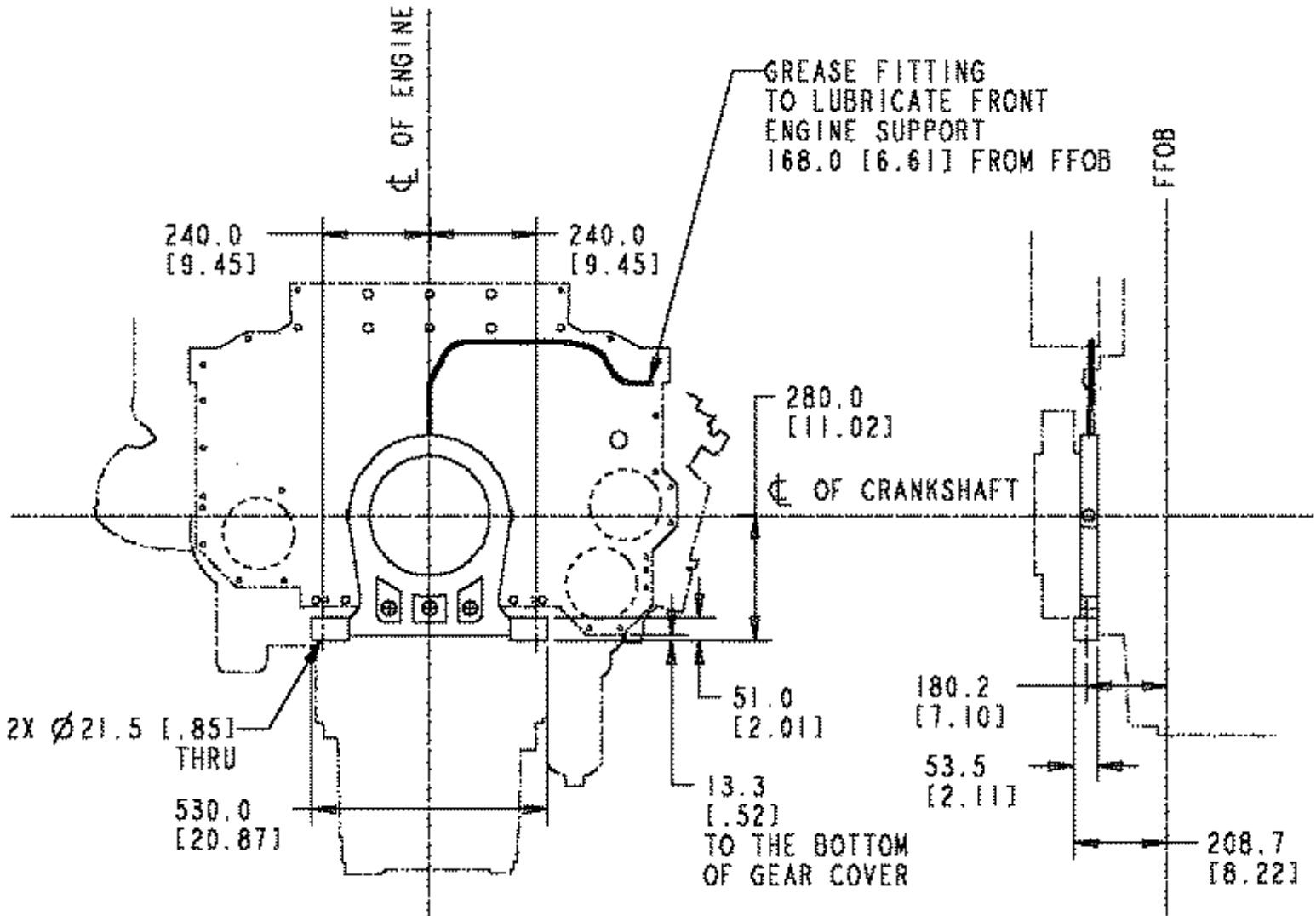
Option #	Type	Attachment Hole	Damper	Notes
EM 6078	Trunnion	—	—	—

Mounting location: Front  
Type: Trunnion

# EM 6080

## EM - Front Engine Support

Revision Date: 07/02



Option #	Type	Attachment Hole	Damper	Notes
EM 6080	Trunnion	2 x 21.5 mm dia.	Yes	Remote grease fill

Mounting location: Front

Type: Trunnion

Unique characteristics: Has remote grease fill

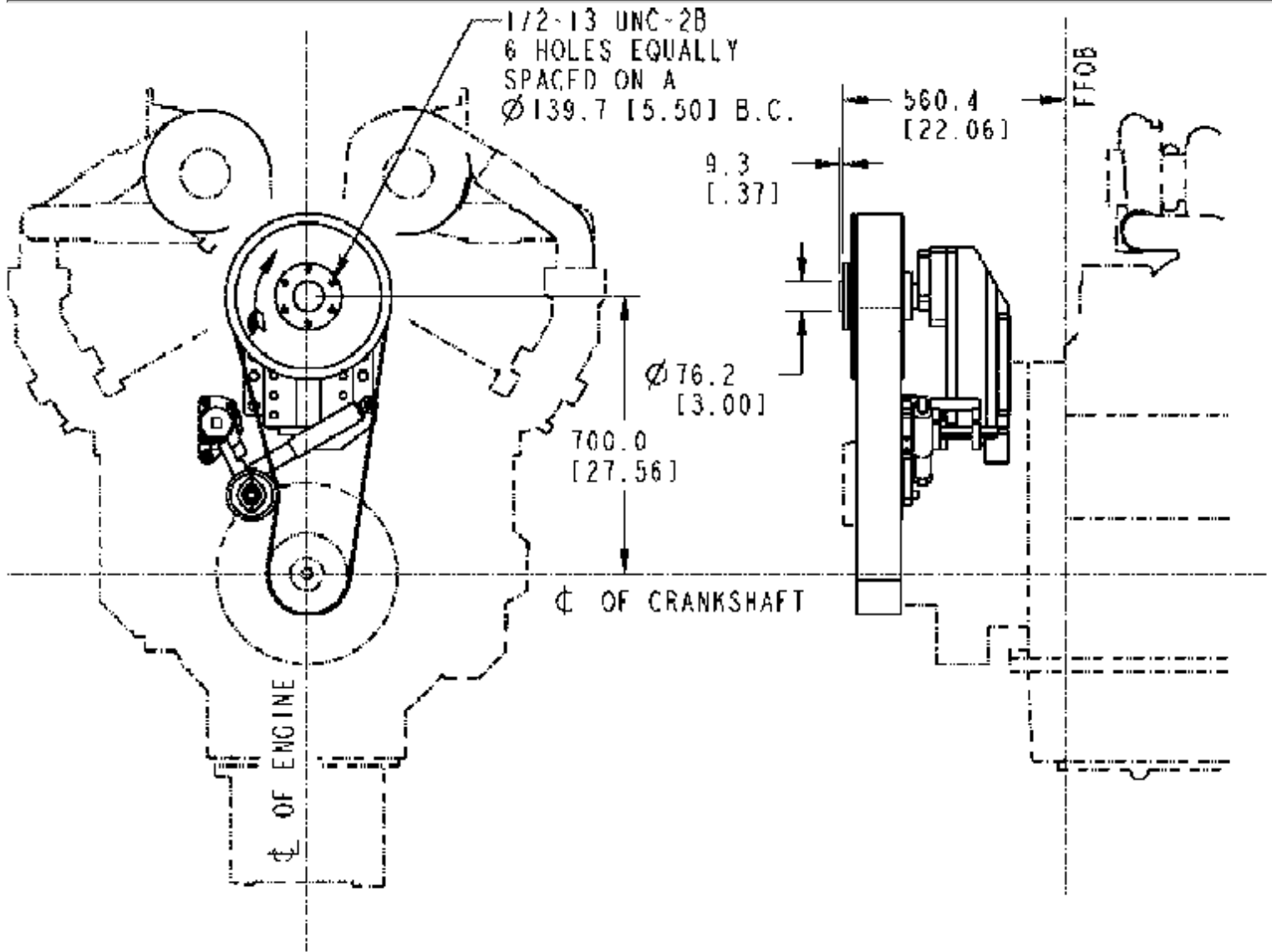
# FA-Keydata

Option #	Bolt Circle mm	Drive Ratio	Fan Center mm	Tensioner Type
<a href="#">FA 6138</a>	—	.5:1	—	Auto
<a href="#">FA 6159</a>		.4:1	Fixed 700 mm [27.6 in.]	
<a href="#">FA 6172</a>				
<a href="#">FA 6174</a>			Fixed 700 mm [27.6 in.]	

# FA 6138

## FA - Fan Drive

Revision Date: 07/02



FA6138.MCS

Option #	Bolt Circle mm	Drive Ratio	Fan Center mm	Tensioner Type
FA 6138	—	.5:1	—	Auto

Fan center distance to crank centerline: 700 mm [27.6 in.]

Fan center (Fixed or adjustable): Adjustable

Offset from centerline of crank (in/mm): No

Type of drive: 6 bolt

Belt description: 31 rib K

Belt included: Yes

Drive ratio: .5:1

Crank pulley diameter: 203.2 mm [8 in.]

Fan pulley diameter: 403 mm [15.8 in.]

Method of tensioning: Auto

Tensioner included: Yes

Fan drive limitations:

Maximum torque capability: (ft/lb) TBD

Maximum fan inertia: (in-lb/sec\*\*2) TBD

Maximum bending moment on fan hub mounting surface: (in-lb) TBD

Maximum fan weight: (lb) TBD

Maximum fan spacer length: (in/mm) TBD

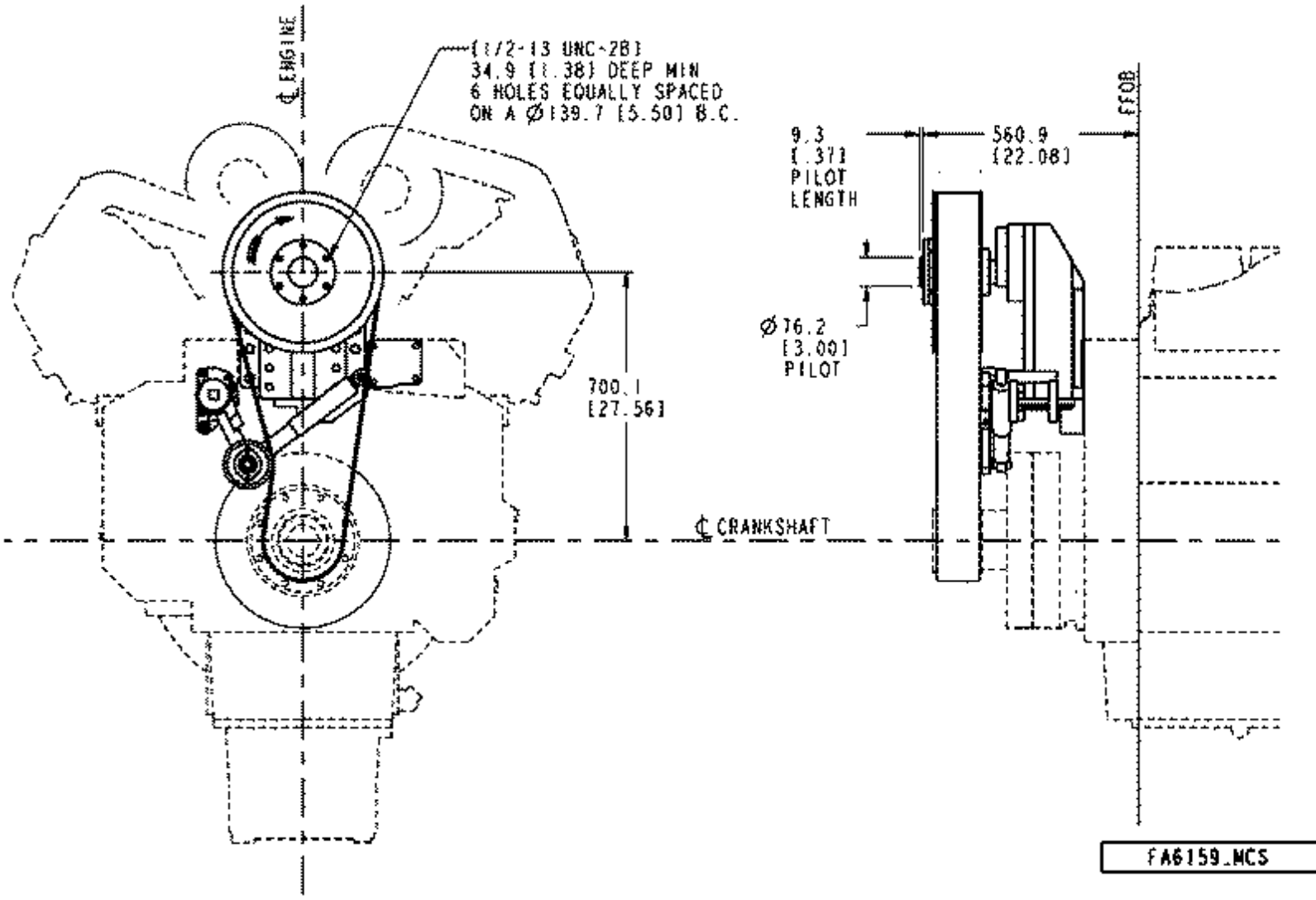
Special installation requirements: (I.E. screw grade, hardened washers) TBD

Unique characteristics: Back side idler with damper

# FA 6159

## FA - Fan Drive

Revision Date: 09/01



Option #	Bolt Circle mm	Drive Ratio	Fan Center mm	Tensioner Type
FA 6159		.4:1	Fixed 700 mm [27.6 in.]	

Fan center distance to crank centerline:  
 Fan center: Fixed 700 mm [27.6 in.]  
 Offset from centerline of crank: (mm/in.) TBD  
 Type of drive: 6 bolt  
 Belt description: 31K  
 Belt included: Yes  
 Drive ratio: .4:1  
 Crank pulley diameter:  
 Type of fan hub: (I.E. viscous, clutch) TBD  
 Method of tensioning: (Auto, manual) TBD  
 Tensioner included: TBD  
 Fan drive limitations:  
 Maximum torque capability: (lb/ft) TBD

FA 6159

Maximum fan inertia: (in-lb/sec \*\* 2) TBD

Maximum bending moment on fan hub mounting  
surface: (in-lb) TBD

Maximum fan weight: (lb) TBD

Maximum fan spacer length: (in./mm) TBD

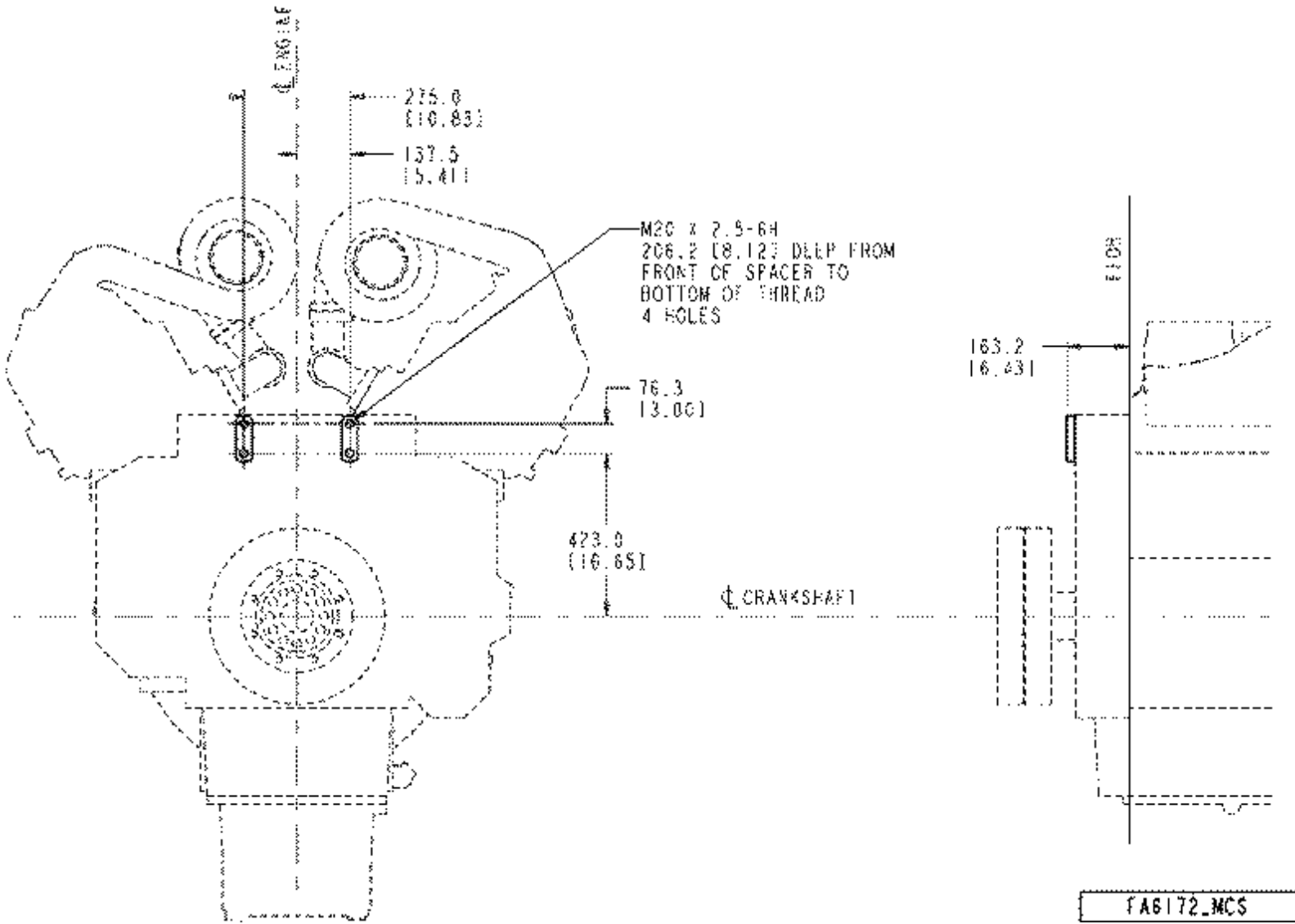
Special installation requirements: (I.E. screw grade, hardened  
washers) TBD

Unique characteristics:

# FA 6172

## FA - Fan Drive

Revision Date: 09/01



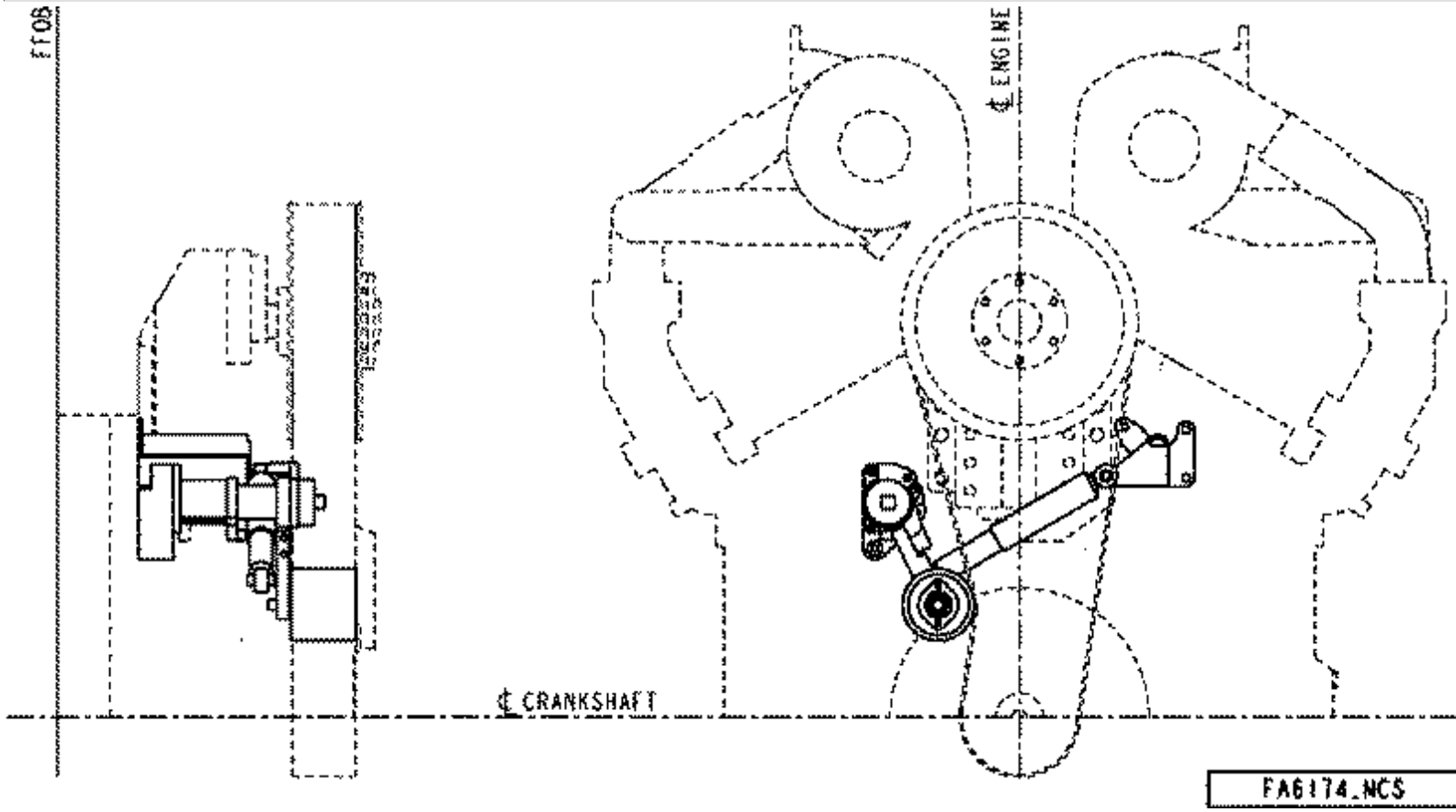
Option #	Bolt Circle mm	Drive Ratio	Fan Center mm	Tensioner Type
FA 6172				

Provision for fan drive: None  
 Option for use on G-drive configurations only.

# FA 6174

## FA - Fan Drive

Revision Date: 07/02



Option #	Bolt Circle mm	Drive Ratio	Fan Center mm	Tensioner Type
FA 6174			Fixed 700 mm [27.6 in.]	

Fan drive for customer supplied radiator with integral fan pulley.

Use with customer supplied fan pulley.

Fan center distance to crank centerline: Customer supplied fan pulley

Fan center: Customer supplied fan pulley

Offset from centerline of crank: (mm/in.) 0

Type of drive: 6 bolt

Belt description: PK section V-ribbed

Belt included: No

Drive ratio: Customer supplied

Fan pulley diameter: Customer supplied

Type of fan hub: Customer supplied

Method of tensioning: (Auto)

Tensioner included: Yes

Fan drive limitations:

Maximum torque capability: (lb/ft) TBD

Maximum fan inertia: (in-lb/sec \*\* 2) TBD

Maximum bending moment on fan hub mounting surface: (in-lb) TBD

Maximum fan weight: (lb) TBD

Maximum fan spacer length: (in./mm) TBD

Special installation requirements:

FA 6174

(I.E. screw grade, hardened washers) No

Unique characteristics: Back side idler with damper

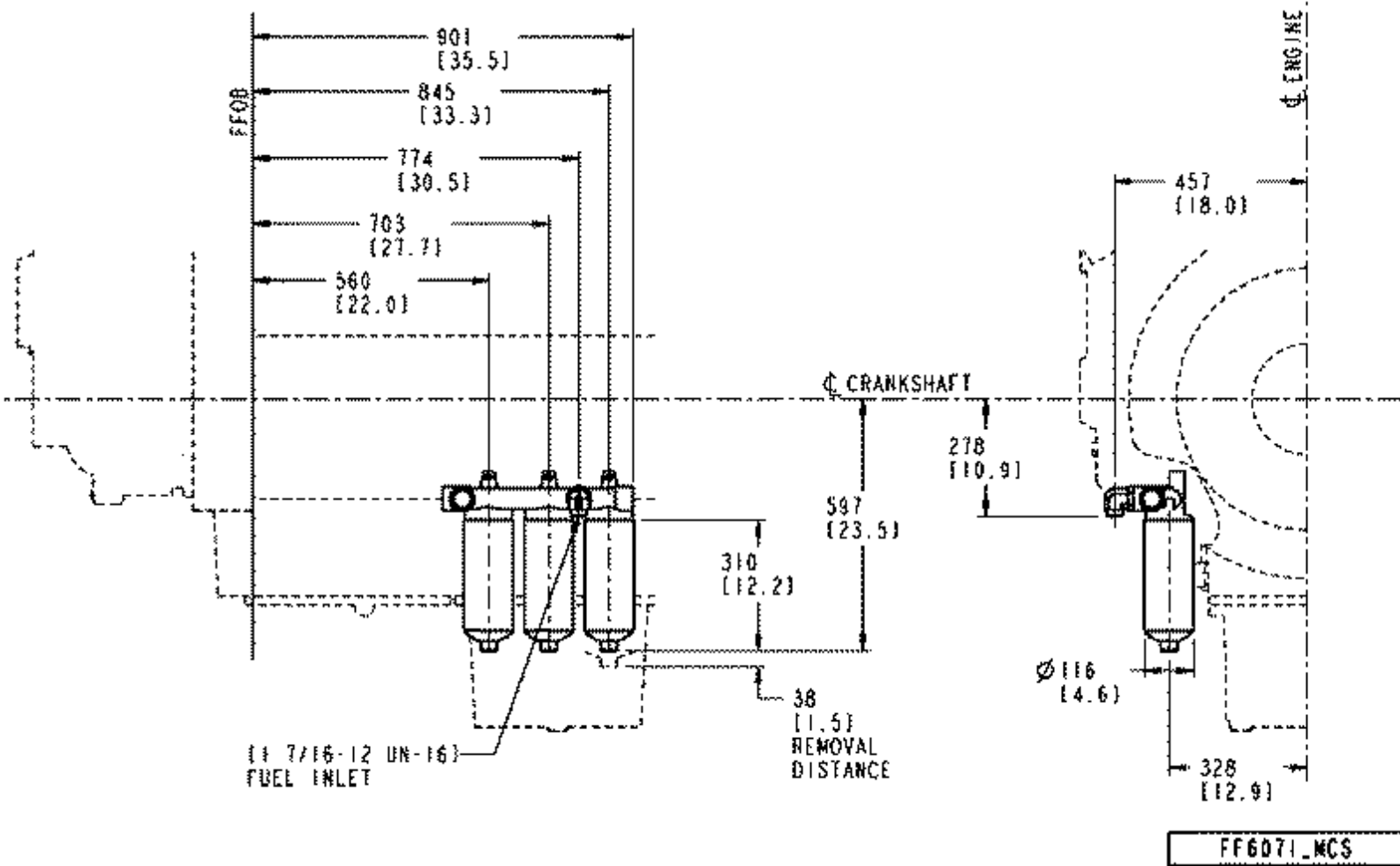
# FF-Keydata

Option #	Element	Filtration	Water Separator/WIF Sensor	Location/Notes
<a href="#">FF 6071</a>	Three spin on	10 micron	Yes/	Left bank/#16 inlet, w/check valve
<a href="#">FF 6072</a>	Three spin on	10 micron	Yes/	Left bank/#20 inlet, w/check valve
<a href="#">FF 6073</a>	Three spin on	10 micron	Yes/	Left bank/#24 inlet, w/check valve
<a href="#">FF 6074</a>	Three spin on	10 micron	Yes/	Left bank/#16 inlet

# FF 6071

## FF - Fuel Filter

Revision Date: 07/02



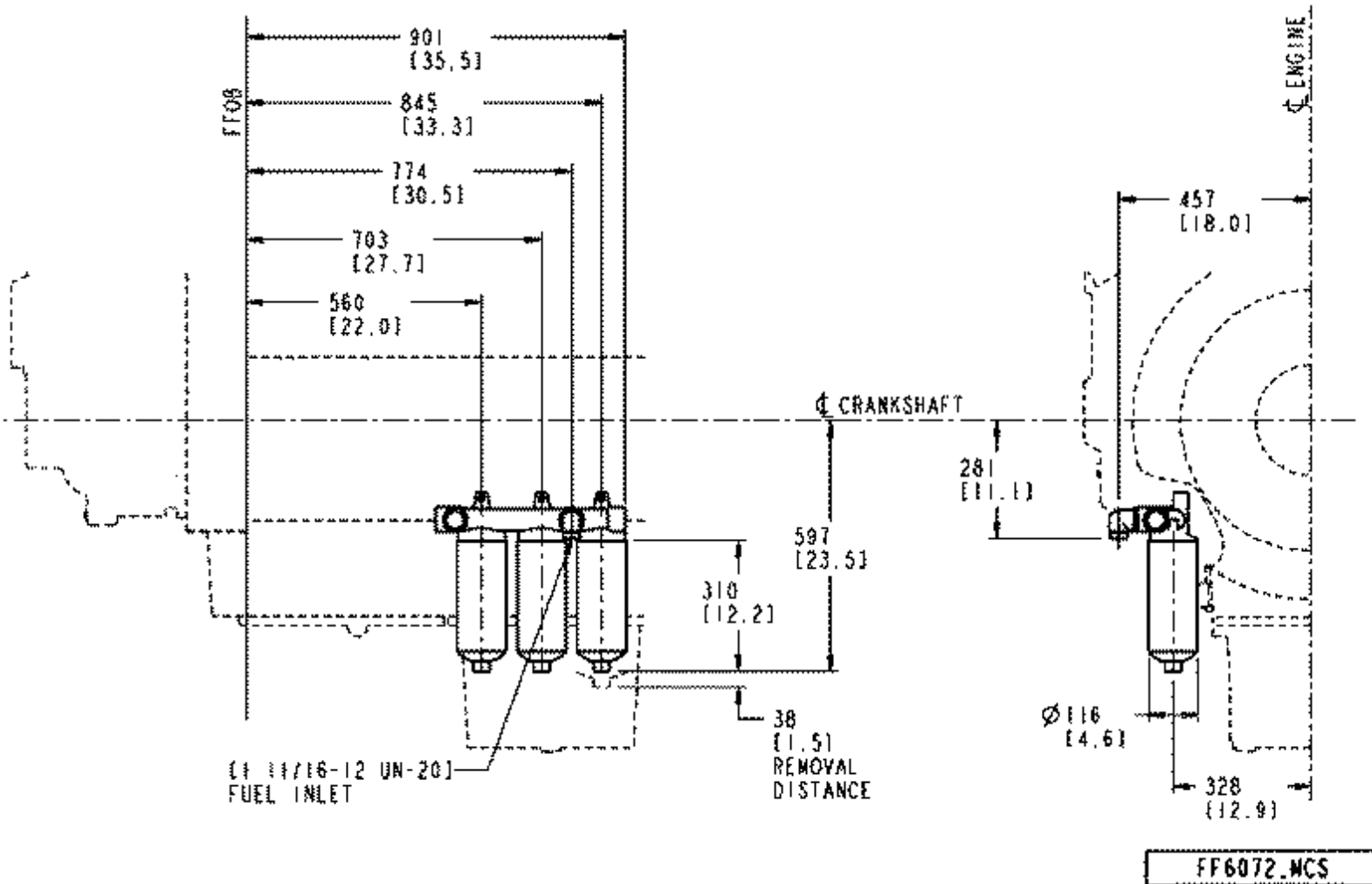
Option #	Element	Filtration	Water Separator/WIF Sensor	Location/Notes
FF 6071	Three spin on	10 micron	Yes/	Left bank/#16 inlet, w/check valve

Element type: Spin on  
 Number of elements: 3  
 With water separator: Yes  
 Mounting location: Left bank side of engine in the rear position  
 Absolute filtration measure in micron: 10  
 Inlet fitting description: 1 7/16-12 UN-16 ORFS to SAE J1453  
 Outlet fitting description: Valve, check 1 11/16-12 UN-20 ORFS to SAEJ1453  
 Fitting orientation: Down

# FF 6072

## FF - Fuel Filter

Revision Date: 07/02



Option #	Element	Filtration	Water Separator/WIF Sensor	Location/Notes
FF 6072	Three spin on	10 micron	Yes/	Left bank/#20 inlet, w/check valve

Element type: Spin on

Number of elements: 3

With water separator: Yes

Mounting location: Left bank side of engine in the rear position

Absolute filtration measure in micron: 10

Inlet fitting description: 1 11/16-12 UN-20 ORFS to SAE J1453

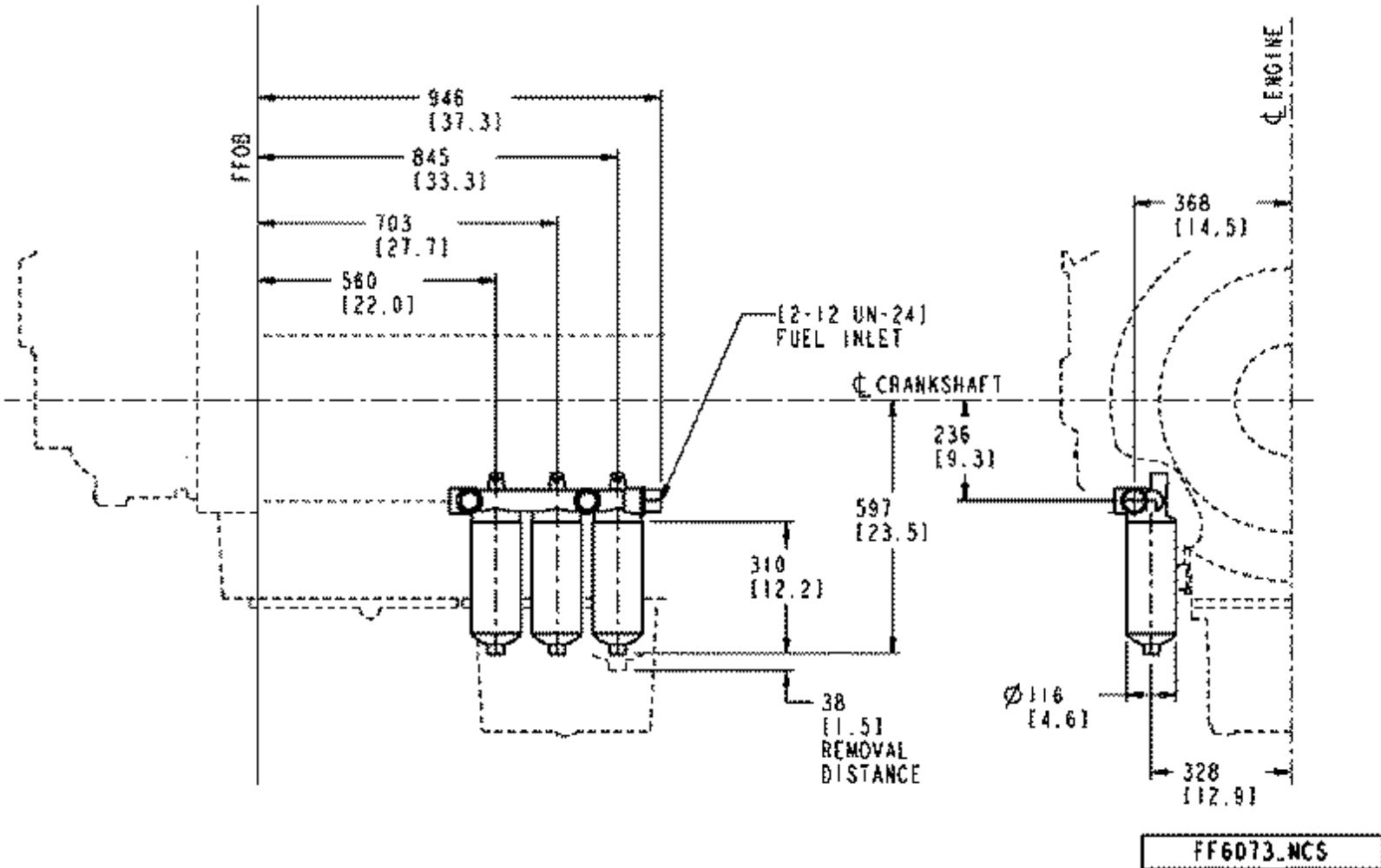
Outlet fitting description: Valve, check 1 11/16-12 UN-20 ORFS to SAE J1453

Fitting orientation: Down

# FF 6073

## FF - Fuel Filter

Revision Date: 07/02



Option #	Element	Filtration	Water Separator/WIF Sensor	Location/Notes
FF 6073	Three spin on	10 micron	Yes/	Left bank/#24 inlet, w/check valve

Element type: Spin on

Number of elements: 3

With water separator: Yes

Mounting location: Left bank side of engine in the rear position

Absolute filtration measure in micron: 10

Inlet fitting description: 2-12 UN-24 ORFS to SAE J1453

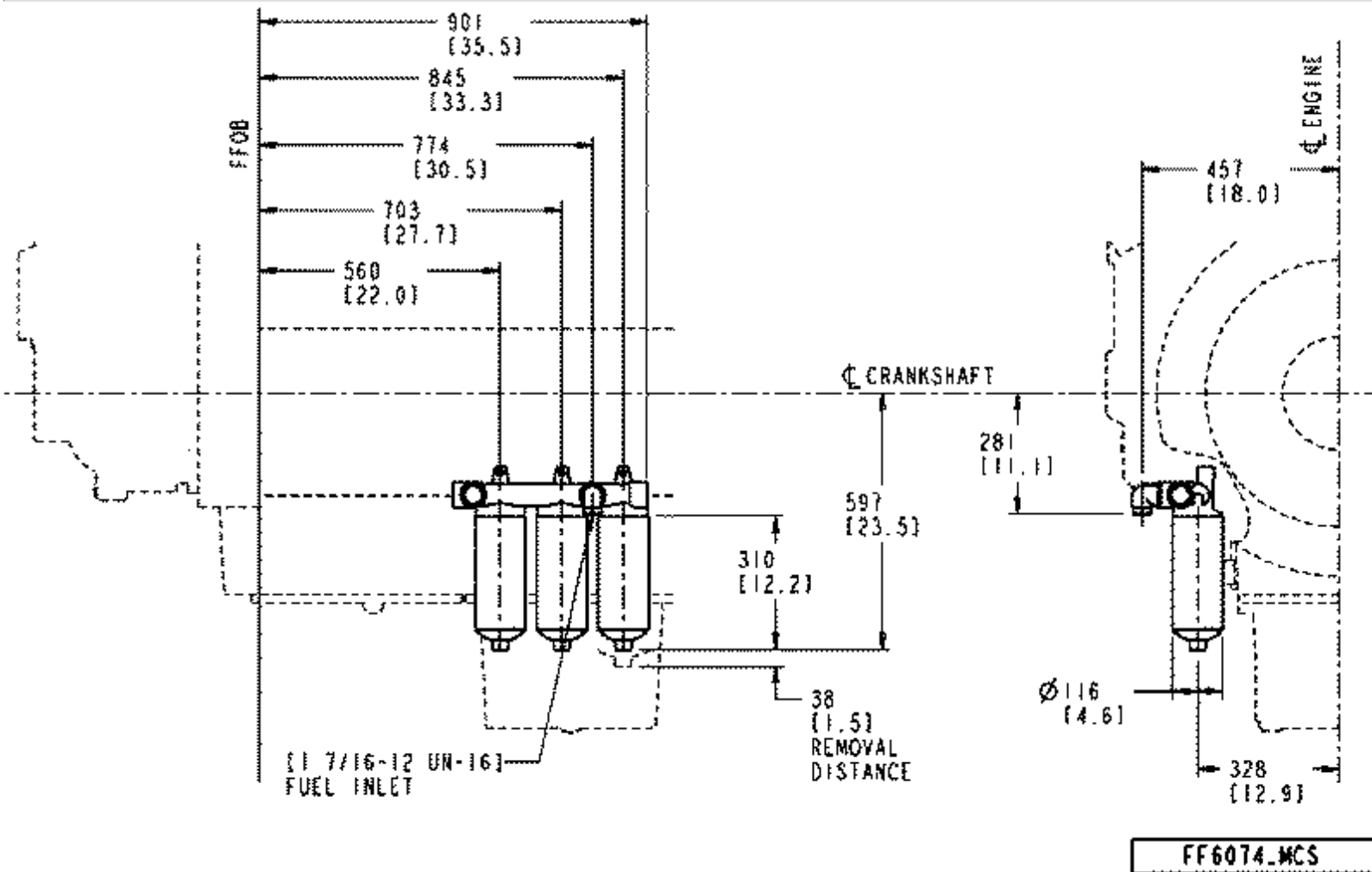
Outlet fitting description: Valve, check 1 11/16-12 UN-20 ORFS to SAE J1453

Fitting orientation: Down

# FF 6074

## FF - Fuel Filter

Revision Date: 07/02



Option #	Element	Filtration	Water Separator/WIF Sensor	Location/Notes
FF 6074	Three spin on	10 micron	Yes/	Left bank/#16 inlet

Element type: Spin on

Number of elements: 3

With water separator: Yes

Mounting location: Left bank side of engine in the rear position

Absolute filtration measure in micron: 10

Inlet fitting description: 1 7/16-12 UN-16 ORFS to SAE J1453

Outlet fitting description: 1 11/16-12 UN-20 ORFS to SAE J1453

Fitting orientation: Down

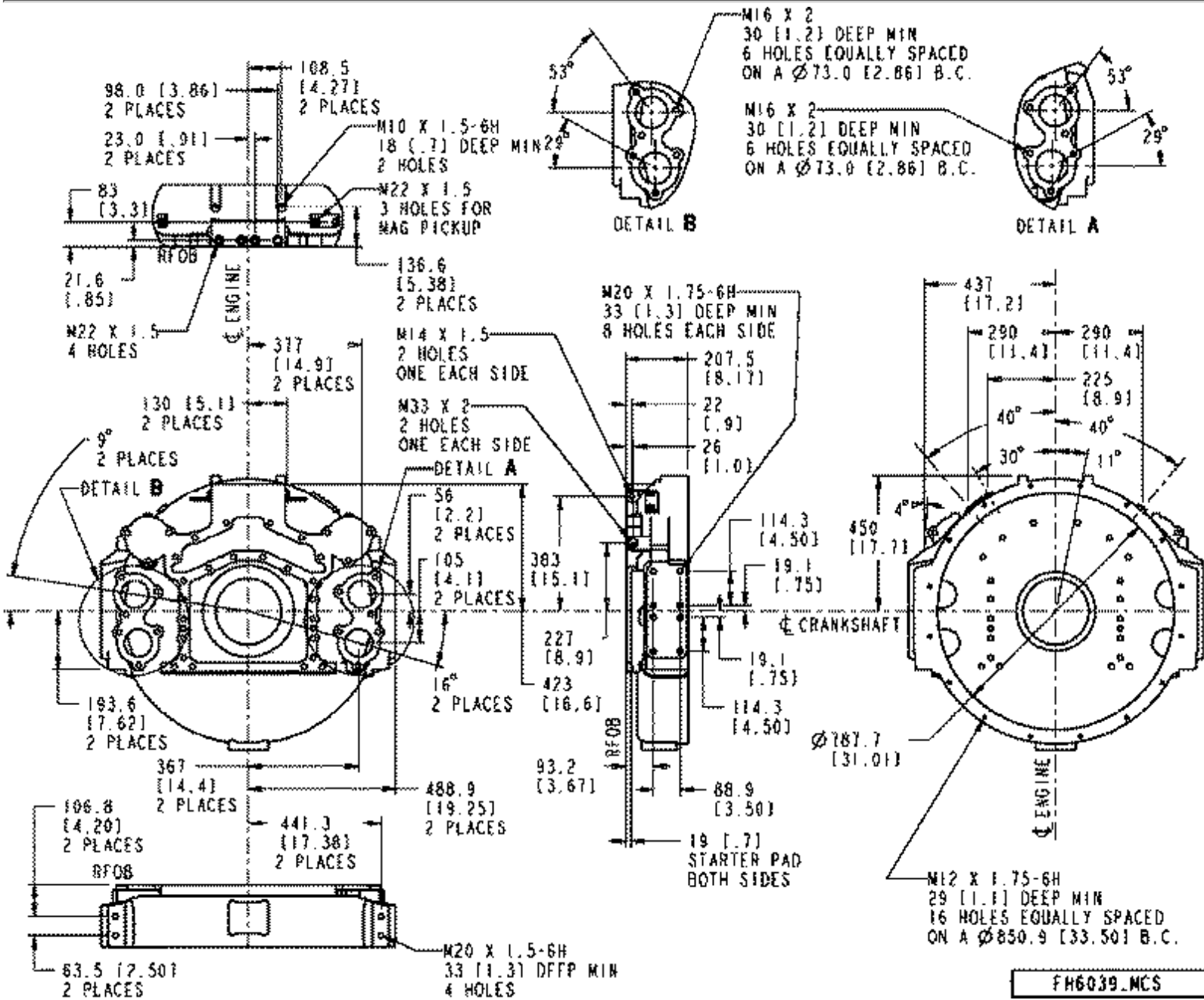
# FH-Keydata

Option #	SAE/Wet or Dry	Application	Housing Material	Starter Quadrant
<a href="#">FH 6039</a>	SAE 00/Dry	Starter dist: 345.52 mm [13.60 in.]	Cast iron	One in #1 quadrant and two in #4 quadrant
<a href="#">FH 6048</a>	SAE 0/Dry	Starter dist: 345.52 mm [13.60 in.]	Cast iron	One in quadrant #1, #2, and #3

# FH 6039

## FH - Flywheel Housing

Revision Date: 07/02



Option #	SAE/Wet or Dry	Application	Housing Material	Starter Quadrant
FH 6039	SAE 00/Dry	Starter dist: 345.52 mm [13.60 in.]	Cast iron	One in #1 quadrant and two in #4 quadrant

SAE size: 00  
 Clutch type provision: Dry  
 Material: Cast iron  
 Starter center distance: 345.52 mm [13.60 in.]  
 Starter spacer capability: No  
 Wrench clearance hole provision: No  
 Tachometer sensor mounting Hole: Three

FH 6039

Tachometer sensor mounting hole location:

#1 (RS) M22x1.5

#4 (LS) M22x1.5

#4 (LS) M22x1.5

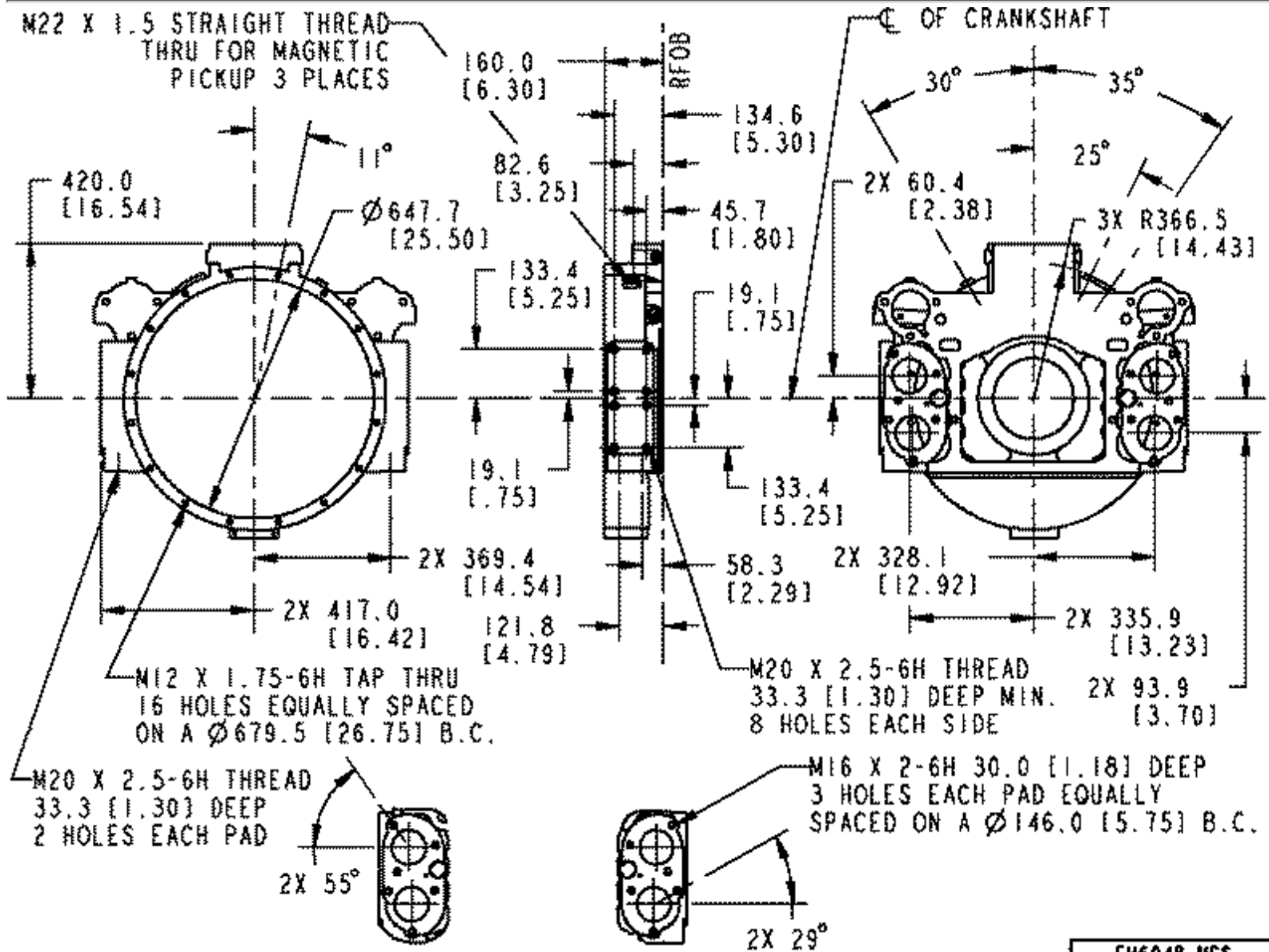
Engine mount type: Pad

Both sides machined for starter mounting.

# FH 6048

## FH - Flywheel Housing

Revision Date: 11/00



**FH6048\_MCS**

Option #	SAE/Wet or Dry	Application	Housing Material	Starter Quadrant
FH 6048	SAE 0/Dry	Starter dist: 345.52 mm [13.60 in.]	Cast iron	One in quadrant #1, #2, and #3

SAE size: 0  
 Clutch type provision: Dry  
 Material: Cast Iron  
 Starter center distance: 345.52 mm [13.60 in.]  
 Starter spacer capability: No  
 Wrench clearance hole provision: No  
 Tachometer sensor mounting Hole: Three  
 Tachometer sensor mounting hole location:  
 #1 (RS) M22x1.5  
 #2 (LS) M22x1.5

FH 6048

#3 (LS) M22x1.5

Engine mount type: Pad

Both sides machined for starter mounting.

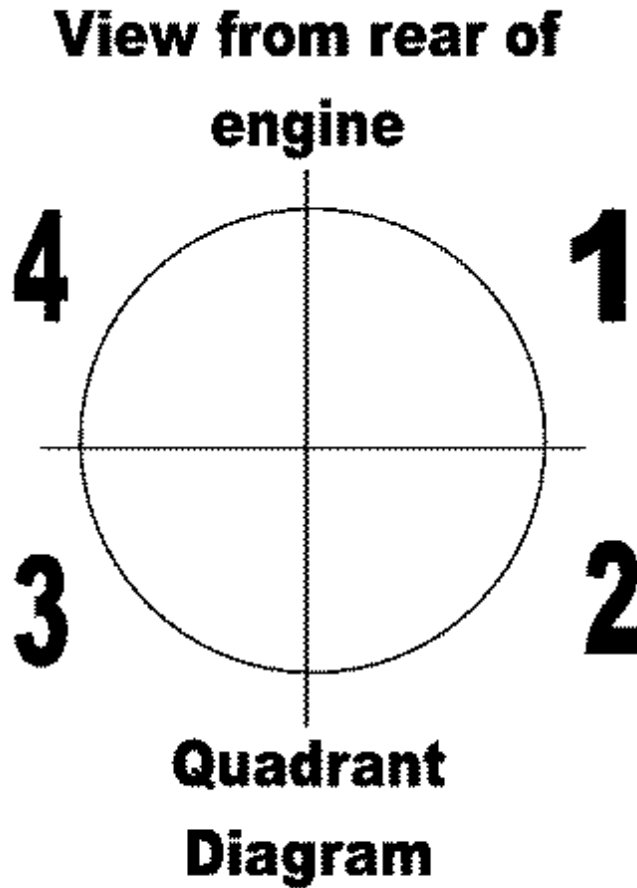
# FH Quad

FH - Flywheel Housing

Revision Date: 07/02

---

**Starter quadrant location on the flywheel housing as viewed from rear of engine as illustrated below**



# FR-Keydata

Option #	Rated Power	Peak Torque	CPL	Certified
<a href="#">FR 6283</a>				
<a href="#">FR 6316</a>				
<a href="#">FR 6317</a>				
<a href="#">FR 6318</a>				
<a href="#">FR 6319</a>	—	—	2665	None
<a href="#">FR 6320</a>			2666	None
<a href="#">FR 6321</a>			2667	None
<a href="#">FR 6342</a>	N/A	0000 BHP @ 0000 RPM	8295	None
<a href="#">FR 6344</a>	0000 BHP @ 0000 RPM	0000 lb-ft @ 0000 RPM	8295	None
<a href="#">FR 6345</a>			2888	None
<a href="#">FR 6346</a>				
<a href="#">FR 6364</a>			2920	EPA, CARB
<a href="#">FR 6371</a>			2920	EPA, CARB
<a href="#">FR 6412</a>	—	—	2666	None
<a href="#">FR 6421</a>	[0000 BHP] @ 0000 RPM	[0000 ft-lb] @ 0000 RPM	8295	None
<a href="#">FR 6428</a>	—	—	8294	EPA, CARB
<a href="#">FR 6439</a>	—	—	8336	None

# FR 6283

## FR - Fuel Rating

Revision Date: 09/01

---

**(No Graphics Required)**

---

Option #	Rated Power	Peak Torque	CPL	Certified
FR 6283				

Engine performance capability in accordance with ISO-3046 conditions of:

- 100 kPa [29.53 in. Hg] barometric pressure
- 110 m [361 ft.] altitude
- 25 °C [77 °F] air inlet temperature
- 30% relative humidity

Using No. 2 diesel fuel per ASTM D-975.

For use at 1500 rpm only.

- 1790 kWm [2399 BHP] Standby Power
- 1650 kWm [2165 BHP] Prime Power
- 1305 kWm [1749 BHP] Continuous Power

**For use with QSK60–G3 engines only.**

# FR 6316

## FR - Fuel Rating

Revision Date: 09/01

---

**(No Graphics Required)**

---

Option #	Rated Power	Peak Torque	CPL	Certified
FR 6316				

Engine performance capability in accordance with ISO-3046 conditions of:

- 100 kPa [29.53 in. Hg] barometric pressure
- 110 m [361 ft.] altitude
- 25 °C [77 °F] air inlet temperature
- 30% relative humidity

Using No. 2 diesel fuel per ASTM D-975.

For use at 1800 rpm only.

- 1645 kWm [2205 BHP] Standby Power
- 1470 kWm [1971 BHP] Prime Power
- 1210 kWm [1622 BHP] Continuous Power

**For use with QSK45–G8 engines only.**

# FR 6317

## FR - Fuel Rating

Revision Date: 09/01

### (No Graphics Required)

Option #	Rated Power	Peak Torque	CPL	Certified
FR 6317				

Engine performance capability in accordance with ISO-3046 conditions of:

- 100 kPa [29.53 in. Hg] barometric pressure
- 110 m [361 ft.] altitude
- 25 °C [77 °F] air inlet temperature
- 30% relative humidity

Using No. 2 diesel fuel per ASTM D-975.

For use at 1500 rpm and 1800 rpm only.

#### *1800 rpm rating:*

- 1380 kWm [1850 BHP] Standby Power
- 1210 kWm [1622 BHP] Prime Power
- 1105 kWm [1481 BHP] Continuous Power

#### *1500 rpm rating:*

- 1360 kWm [1823 BHP] Standby Power
- 1210 kWm [1622 BHP] Prime Power
- 1090 kWm [1461 BHP] Continuous Power

**For use with QSK45–G4 engines only.**

# FR 6318

## FR - Fuel Rating

Revision Date: 09/01

---

**(No Graphics Required)**

---

Option #	Rated Power	Peak Torque	CPL	Certified
FR 6318				

Engine performance capability in accordance with ISO-3046 conditions of:

- 100 kPa [29.53 in. Hg] barometric pressure
- 110 m [361 ft.] altitude
- 25 °C [77 °F] air inlet temperature
- 30% relative humidity

Using No. 2 diesel fuel per ASTM D-975.

For use at 1500 rpm only.

- 1435 kWm [1924 BHP] Standby Power
- 1295 kWm [1736 BHP] Prime Power
- 1090 kWm [1461 BHP] Continuous Power

**For use with QSK45–G6 engines only.**

# FR 6319

## FR — Power Rating

Revision Date: 09/01

### (No Graphics Required)

Option #	Rated Horsepower	Peak Torque	CPL	Certified
FR 6319	—	—	2665	None

Application: Power generation

Rating designation: QSK45–G2 Unregulated

Standby power: 1843 BHP @ 1800 RPM

Prime power: 1615 BHP @ 1800 RPM

Continuous power: 1475 BHP @ 1800 BHP

Standby power: 1602 BHP @ 1500 RPM

Prime power: 1448 BHP @ 1500 RPM

Continuous power: 1173 BHP @ 1500 BHP

CPL: 2665

Certified by: None

Certification level: None

Engine control system: DOH

ECM version: Dominion

Aftercooler type: JWAC

**For use with QSK45–G2 only.**

# FR 6320

## FR — Power Rating

Revision Date: 09/01

---

**(No Graphics Required)**

---

Option #	Rated Horsepower	Peak Torque	CPL	Certified
FR 6320			2666	None

Application: Power generation

Rating designation: G2

Standby power: 2185 BHP @ 1500 RPM

Prime power: 2950 BHP @ 1500 RPM

Continuous power: 1743 BHP @ 1500 BHP

Standby power: N/A

Prime power: N/A

Continuous power: N/A

CPL: 2666

Certified by: None

Certification level: Tier 1

Engine control system: DOH

ECM version: Dominion

ECM module version: N/A

Aftercooler type: JWAC

**For use with QSK60–G2 only.**

# FR 6321

## FR — Power Rating

Revision Date: 09/01

---

**(No Graphics Required)**

---

Option #	Rated Horsepower	Peak Torque	CPL	Certified
FR 6321			2667	None

Application: Power Generation

Rating Designation: G5

Standby Power: 2547 BPH @ 1800 RPM

Prime power: 2312 BHP @ 1800 RPM

Continuous power: 2105 BHP @ 1800 RPM

Standby Power: N/A

Prime power: N/A

Continuous power: N/A

CPL: 2667

Certified by: None

Certification level: None

Engine control system: DOH

ECM version: Dominion

ECM module version: N/A

Aftercooler type: JWAC

**For use with QSK60-G5 only.**

# FR 6342

## FR — Power Rating

Revision Date: 07/02

### (No Graphics Required)

Option #	Rated Horsepower	Peak Torque	CPL	Certified
FR 6342	N/A	0000 BHP @ 0000 RPM	8295	None

Rated power: 0000 BHP @ 0000 RPM

Peak torque: 0000 ft-lb @ 0000 RPM

Governed power: 2460 BHP @ 1500 RPM

CPL: 8295

Certified by: None

Cal restr: None

Power rating: N/A

Engine control system: DOH

Application: Power Generation

Certification level: None

2.0 G/NM3 No<sub>x</sub> Taluft emissions rating

Aftercooler type: 2P2L

Prime power: 2212 BHP @ 1500 RPM

**For use with QSK60–GS3 only.**

# FR 6344

## FR — Power Rating

Revision Date: 07/02

### (No Graphics Required)

Option #	Rated Horsepower	Peak Torque	CPL	Certified
FR 6344	0000 BHP @ 0000 RPM	0000 lb-ft @ 0000 RPM	8295	None

Rated power: 0000 BHP @ 0000 RPM

Peak torque: 0000 ft-lb @ 0000 RPM

Governed power: 2399 BHP @ 1500 RPM

CPL: 8295

Certified by: None

Cal restr: None

Power rating: N/A

Engine control system: DOH

Application: Power Generation

Certification level: None

2.0 G/NM3 No<sub>x</sub> taluft emissions rating

Prime power: 1749 BHP @ 1500 RPM

Rated speed: 1500 RPM

Aftercooler type: 292L

**For use with QSK60–G3 only**

# FR 6345

## FR — Power Rating

Revision Date: 09/01

### (No Graphics Required)

Option #	Rated Horsepower	Peak Torque	CPL	Certified
FR 6345			2888	None

Application: Power generation

Rating designation: QSK60–G4 Unregulated

Standby power: N/A BHP @ 1800 RPM

Prime power: N/A BHP @ 1800 RPM

Continuous power: N/A BHP @ 1800 BHP

Standby power: 2567 BHP @ 1500 RPM

Prime power: 2319 BHP @ 1500 RPM

Continuous power: 1897 BHP @ 1500 BHP

CPL: 2888

Certified by: None

Certification level: None

Engine control system: DOH

ECM version: Dominion

Aftercooler type: 2P2L

Unique characteristics: 2000 KVA

Unregulated emissions

**For use with QSK60–G4 only.**

# FR 6346

## FR - Fuel Rating

Revision Date: 09/01

---

**(No Graphics Required)**

---

Option #	Rated Power	Peak Torque	CPL	Certified
FR 6346				

Engine performance capability in accordance with ISO-3046 conditions of:

- 100 kPa [29.53 in. Hg] barometric pressure
- 110 m [361 ft.] altitude
- 25 °C [77 °F] air inlet temperature
- 30% relative humidity

Using No. 2 diesel fuel per ASTM D-975.

For use at 1800 rpm only.

- 1900 kWm [2547 BHP] Standby Power
- 1725 kWm [2312 BHP] Prime Power
- 1570 kWm [2105 BHP] Continuous Power

**For use with QSK60–G5 engines only.**

# FR 6364

## FR — Power Rating

Revision Date: 09/01

---

**(No Graphics Required)**

---

Option #	Rated Horsepower	Peak Torque	CPL	Certified
FR 6364			2920	EPA, CARB

Application: Power generation

Rating designation: QSK60-G6

Standby power: 2922 BHP @ 1800 RPM

Prime power: 2614 BHP @ 1800 RPM

Continuous power: 2332 BHP @ 1800 BHP

Standby power: N/A BHP @ 1500 RPM

Prime power: N/A BHP @ 1500 RPM

Continuous power: N/A BHP @ 1500 BHP

CPL: 2920

Certified by: EPA, CARB

Certification level: Tier 1

Engine control system: DOH

ECM version: Dominion

Aftercooler type: 2P2L

**For use with QSK60-G6 only.**

# FR 6371

## FR — Power Rating

Revision Date: 03/01

### (No Graphics Required)

Option #	Rated Horsepower	Peak Torque	CPL	Certified
FR 6371			2920	EPA, CARB

Application: Power generation

Rating designation: QSK60–G6 low No<sub>x</sub>

Standby power: 2922 BHP @ 1800 RPM

Prime power: 2614 BHP @ 1800 RPM

Continuous power: 2332 BHP @ 1800 BHP

Standby power: N/A BHP @ 1500 RPM

Prime power: N/A BHP @ 1500 RPM

Continuous power: N/A BHP @ 1500 BHP

CPL: 2920

Certified by: EPA, CARB

Certification level: Tier 1 low No<sub>x</sub>

Engine control system: DOH

ECM version: Dominion

Aftercooler type: 2P2L

**For use with QSK60–G6 only.**

# FR 6412

## FR — Power Rating

Revision Date: 07/02

### (No Graphics Required)

Option #	Rated Horsepower	Peak Torque	CPL	Certified
FR 6412	—	—	2666	None

Application: Power Generation

Rated designation: G3 JWAC

Standby power: 1788.9 kW [2399 BHP] @ 1500 RPM

Prime power: 1614 kW [2165 BHP] @ 1500 RPM

Continuous power: 1304 kW [1749 BHP] @ 1500 RPM

Standby power: N/A

Prime power: N/A

Continuous power: N/A

CPL: 2666

Certified by: None

Certification level: None

Engine control system: DOH

EMC version: Dominion

Aftercooler type: JWAC

**For use with QSK60–G3 only.**

# FR 6421

## FR — Power Rating

Revision Date: 07/02

### (No Graphics Required)

Option #	Rated Horsepower	Peak Torque	CPL	Certified
FR 6421	[0000 BHP] @ 0000 RPM	[0000 ft-lb] @ 0000 RPM	8295	None

Rated power: [0000 BHP] @ 0000 RPM

Peak torque: [0000 ft-lb] @ 0000 RPM

Governed power: 1738.9 kW [2332 BHP] @ 1500 RPM

CPL: 8295

Certified by: None

Cal restr: None

Power rating: N/A

Engine control system: DOH

Application: Power Generation

Certification level: None

Aftercooler type: 2P2L

2.0 G/NM3 NOx taluft emissions rating

Rated speed: 1500 RPM

EMC version: CM series

**For use with QSK60–GS2 only.**

# FR 6428

## FR — Power Rating

Revision Date: 07/02

### (No Graphics Required)

Option #	Rated Horsepower	Peak Torque	CPL	Certified
FR 6428	—	—	8294	EPA, CARB

Application: Power Generation

Rated designation: QSK60–GE regulated

Standby power: N/A BHP @ 1800 RPM

Prime power: N/A BHP @ 1800 RPM

Continuous power: N/A BHP @ 1800 RPM

Standby power: 1788.9 kW [2399 BHP] @ 1500 RPM

Prime power: 1614 kW [2165 BHP] @ 1500 RPM

Continuous power: 1304 kW [1749 BHP] @ 1500 RPM

CPL: 8294

Certified by: EPA, CARB

Certification level: MOH Tier 1

Engine control system: DOH

EMC version: Dominion

Aftercooler type: 2P2L

**For use with QSK60–G3 only.**

# FR 6439

## FR — Power Rating

Revision Date: 07/02

### (No Graphics Required)

Option #	Rated Horsepower	Peak Torque	CPL	Certified
FR 6439	—	—	8336	None

Application: Power Generation

Rated designation: QSK60-G7

Standby power: 2178.9 kW [2922 BHP] @ 1800 RPM

Prime power: 1973.8 kW [2647 BHP] @ 1800 RPM

Continuous power: 1731.5 kW [2322 BHP] @ 1800 RPM

Standby power: 1788.9 kW [2399 BHP] @ 1500 RPM

Prime power: 1614 kW [2165 BHP] @ 1500 RPM

Continuous power: 1299.7 kW [1743 BHP] @ 1500 RPM

CPL: 8336

Certified by: EPA, CARB

Certification level: Tier 1

Engine control system: DOH

EMC version: Dominion

Aftercooler type: 2P2L

**For use on QSK60-G7 only.**

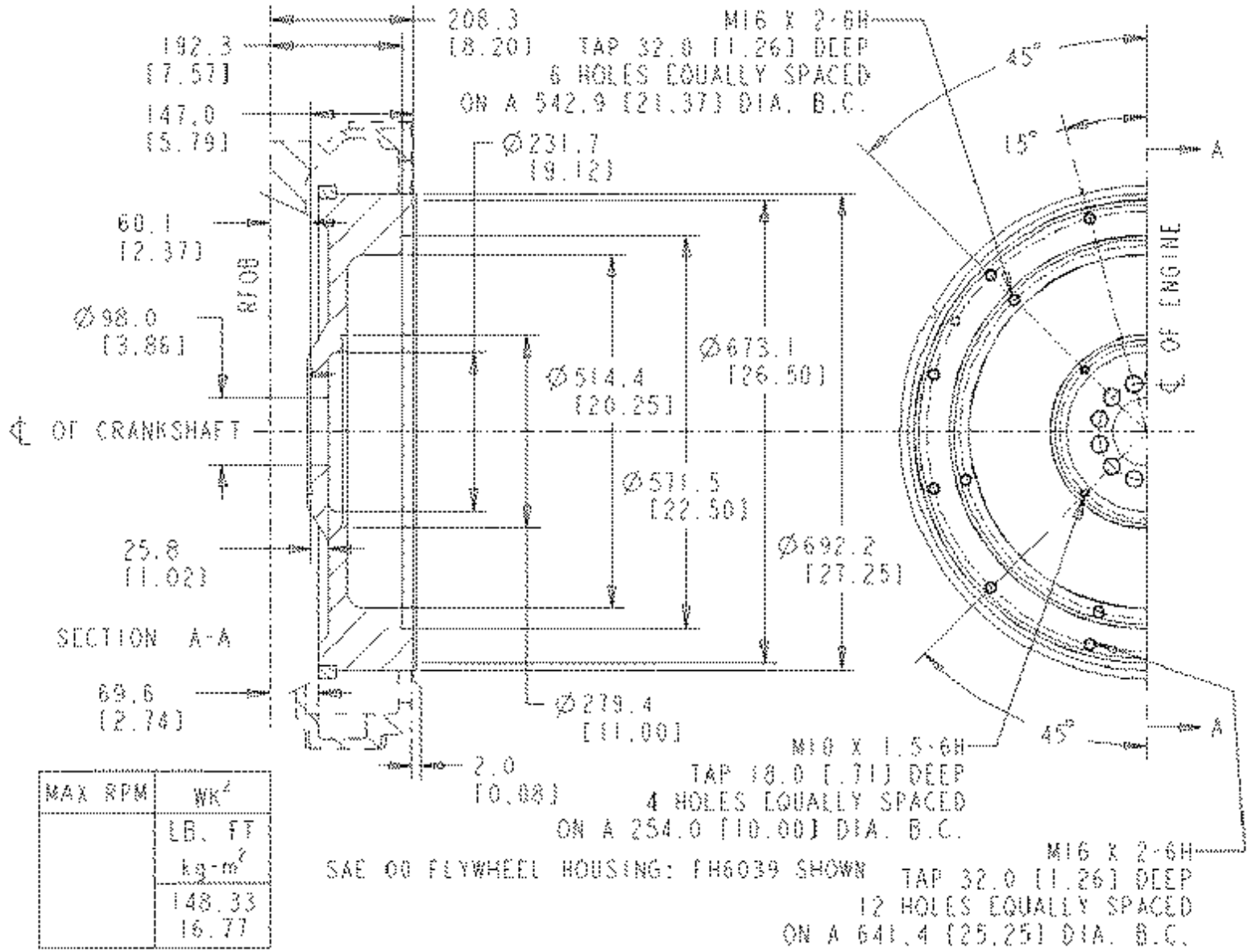
# FW-Keydata

Option #	SAE	Pilot Bearing Bore Dia	Ring Gear Pitch/Teeth	Indicated Drive
<a href="#">FW 6034</a>	00	98 mm [3.85 in.]	168	
<a href="#">FW 6037</a>	00	98 mm [3.85 in.]	168	
<a href="#">FW 6038</a>	0	99.972 mm [3.93 in.]	630.83 mm [24.83 in.] / 149	
<a href="#">FW 6043</a>	0	100 mm [3.9 in.]	149	

# FW 6034

## FW - Flywheel

Revision Date: 11/00



Option #	SAE	Pilot Bearing Bore Dia	Ring Gear Pitch/Teeth	Indicated Drive
FW 6034	00	98 mm [3.85 in.]	168	

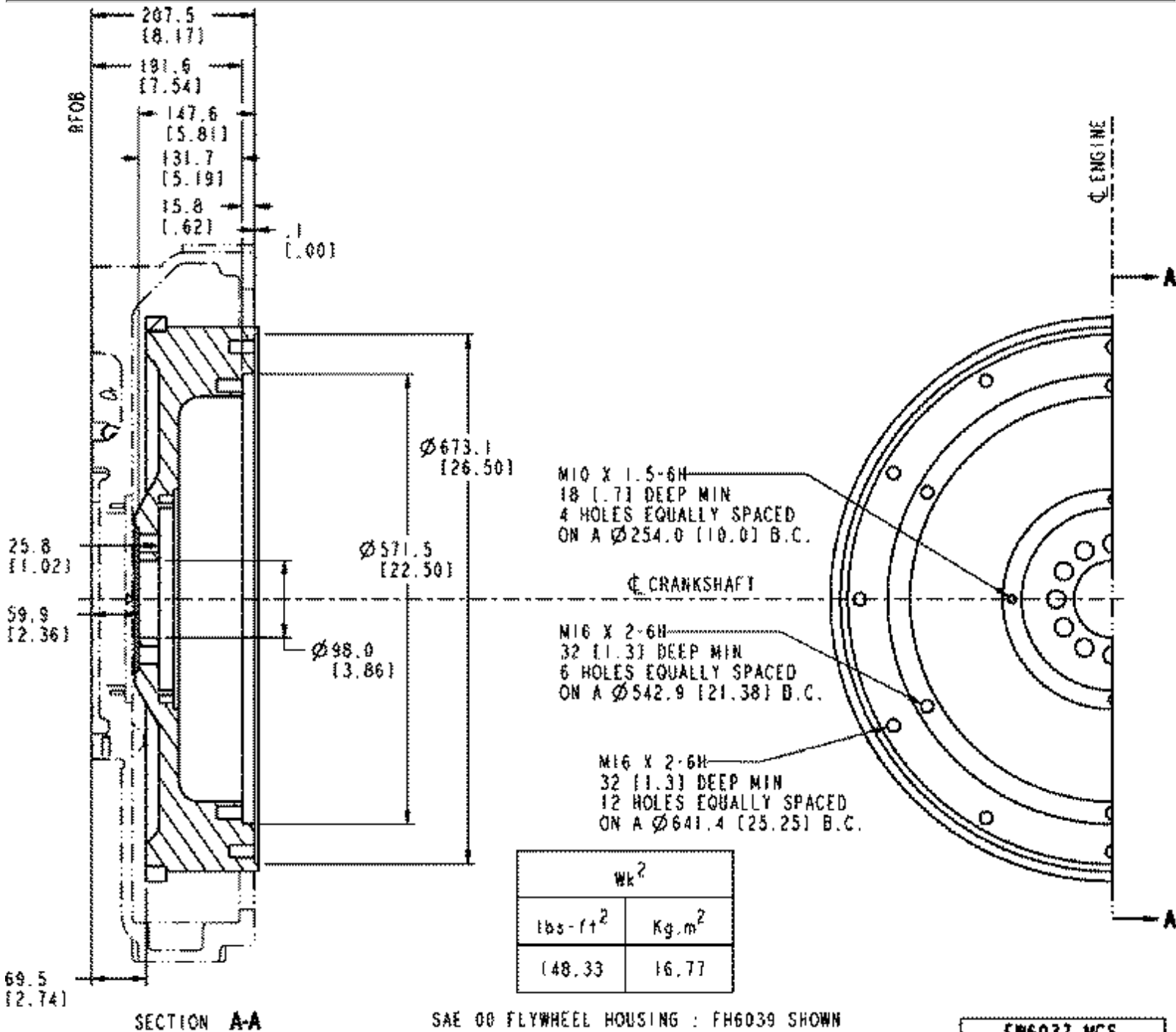
Flywheel and 168 tooth ring gear for use with SAE 00 flywheel housing.

(Inertia 16.77 kg/m<sup>2</sup>)  
For QSK45 engines only.

# FW 6037

## FW - Flywheel

Revision Date: 02/02



Option #	SAE	Pilot Bearing Bore Dia	Ring Gear Pitch/Teeth	Indicated Drive
FW 6037	00	98 mm [3.85 in.]	168	

Flywheel and 168 tooth ring gear for use with a SAE 00 flywheel housing.

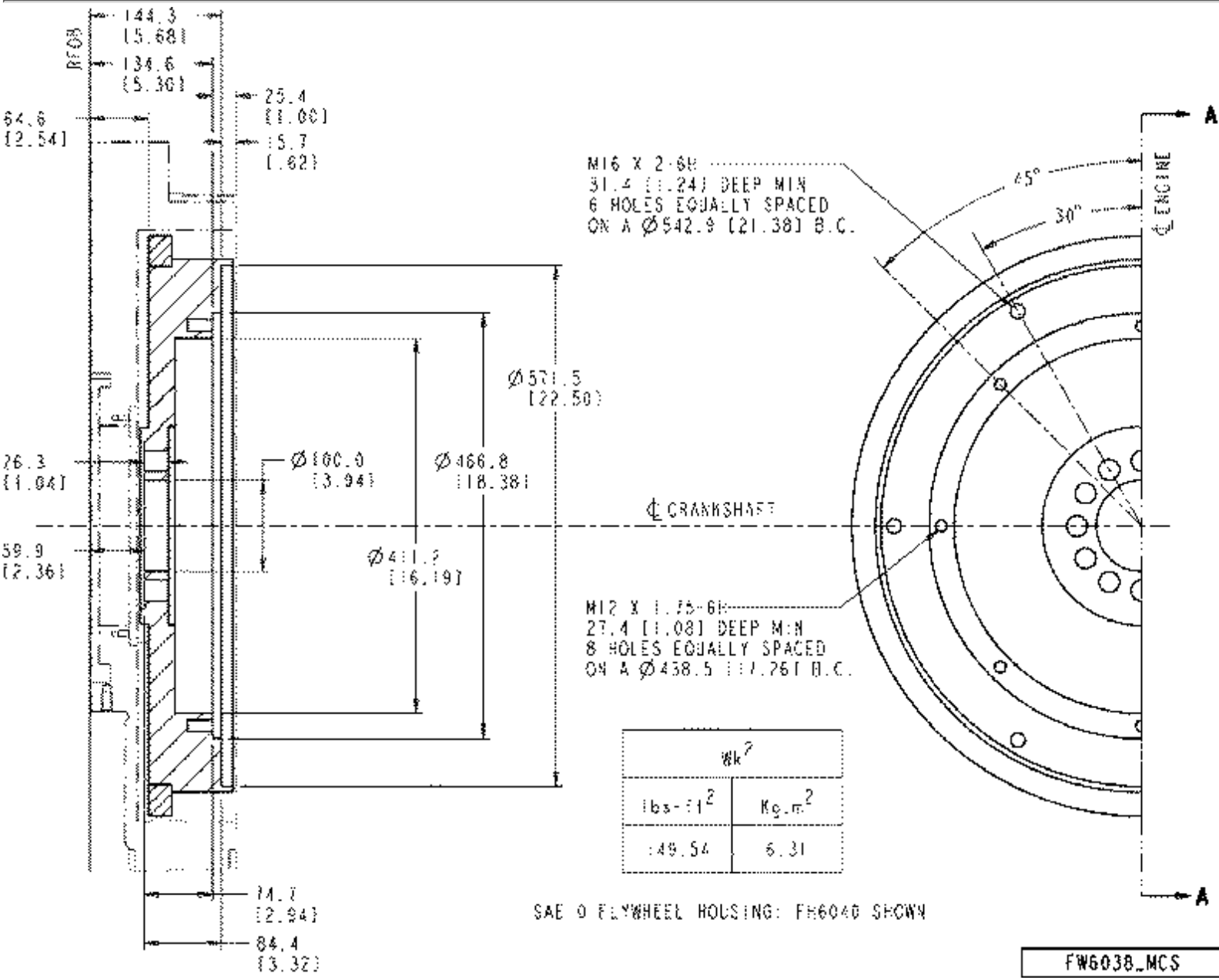
(Inertia 16.77 kg/m<sup>2</sup>)

For QSK60 engines only.

# FW 6038

## FW - Flywheel

Revision Date: 07/02



Option #	SAE	Pilot Bearing Bore Dia	Ring Gear Pitch/Teeth	Indicated Drive
FW 6038	0	99.972 mm [3.93 in.]	630.83 mm [24.83 in.] / 149	

Type: Flywheel  
 Intended housing SAE: 0  
 Starter center distance: 341.3 mm [13.43 in.]  
 Clutch pilot bore: 99.972 mm [3.93 in.]  
 Ring gear tooth count: 149  
 Diametrical pitch of ring gear: 630.83 mm [24.83 in.]  
 Intended drive hardware: 18 in. clutch  
 Clutch bore circle: 438.5 mm [17.26 in.]

FW 6038

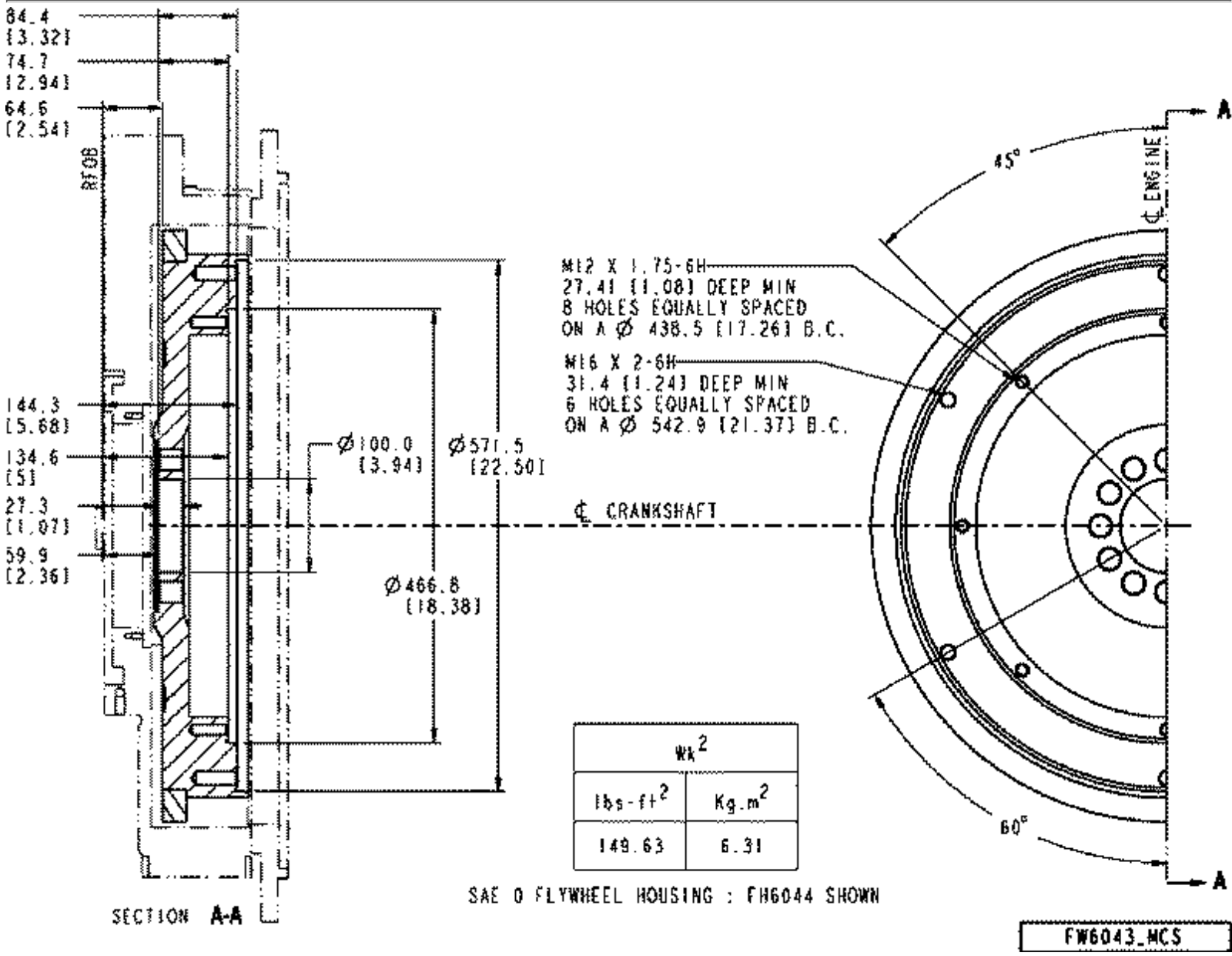
Material: 41044 cast iron  
For use on QSK45 engines.

**(Inertia 6.306 kg/m|F2)**  
**For QSK45 engines only.**

# FW 6043

## FW - Flywheel

Revision Date: 1/02



Option #	SAE	Pilot Bearing Bore Dia	Ring Gear Pitch/Teeth	Indicated Drive
FW 6043	0	100 mm [3.9 in.]	149	

Customer supplied: No  
 Pilot bore O.D.: 99.972 mm [3.93 in.]  
 Intended housing: SAE 0  
 Material: 41044 cast iron  
 Starter center distance: 341.3 mm [13.43 in.]  
 Diametrical pitch of ring gear: 630.83 mm [24.83 in.]  
 Ring gear tooth count: 149  
 18 inch clutch option  
 Clutch bolt circle: 438.5 mm [17.26 in.]

FW 6043

Moment of inertia: 6.306 KGM

Speed limitation: 2100 RPM

Application limitation: TBD

Unique characteristics:

**For QSK60 engines only.**

# LE-Keydata

Option #	Description
<a href="#">LE 6008</a>	
<a href="#">LE 6009</a>	

# LE 6008

## LE - Engine Performance Test

Revision Date: 09/01

---

**(No Graphics Required)**

---

Option #	Description
LE 6008	

Witnessed standard engine test.

# LE 6009

## LE - Engine Performance Test

Revision Date: 09/01

---

**(No Graphics Required)**

---

Option #	Description
LE 6009	

Standard engine performance test.

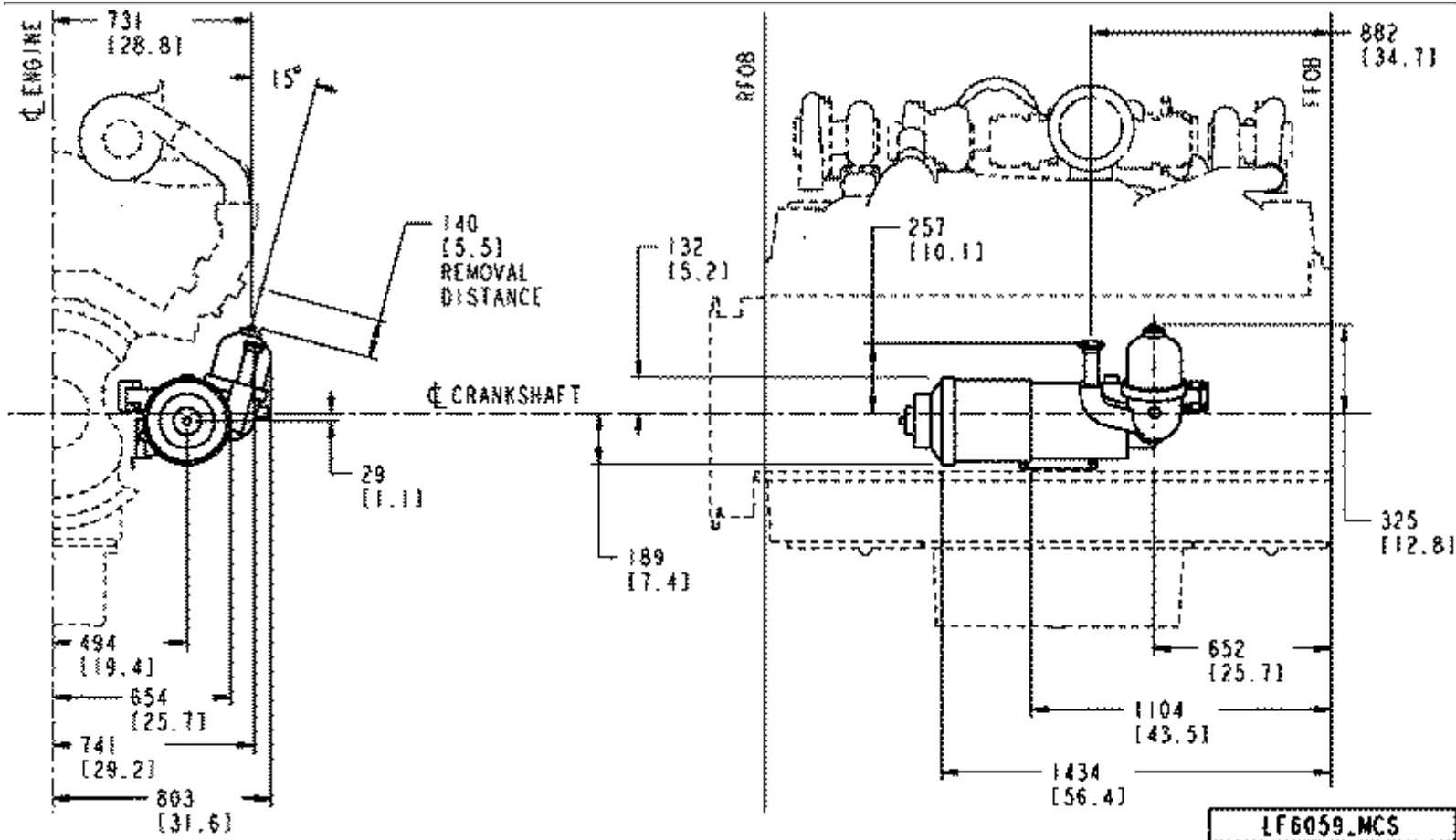
# LF-Keydata

Option #	Type	Hose Length	Location	Notes
<a href="#">LF 6059</a>	Eliminator	N/A	Right bank side of engine	QSK60
<a href="#">LF 6068</a>	Venturi LF 9024	—	RB	For use on Q60 industrial
<a href="#">LF 6071</a>	Venturi combo LF 9024			

# LF 6059

## LF - Lube Oil Filter

Revision Date: 04/02



Option #	Type	Hose Length	Location	Notes
LF 6059	Eliminator	N/A	Right bank side of engine	QSK60

Element type: Wire mesh  
 Filter model/Mfg: Eliminator alfa laval  
 Mounting location: Right bank only  
 Bypass Filter: Integral  
 Element type: Centrifuge  
 Unique characteristics: Self cleaning full flow elements with serviceable bypass unit.

**For QSK60 engines only.**

# LF 6068

## LF - Lube Oil Filter

Revision Date: 07/02



Option #	Type	Hose Length	Location	Notes
LF 6068	Venturi LF 9024	—	RB	For use on Q60 industrial

Combination full flow/Bypass oil filter

Element type: Venturi LF 9024

Number of full flow filter elements: 4

Mounting Location: RB

Bypass provision: Yes

One piece filter head

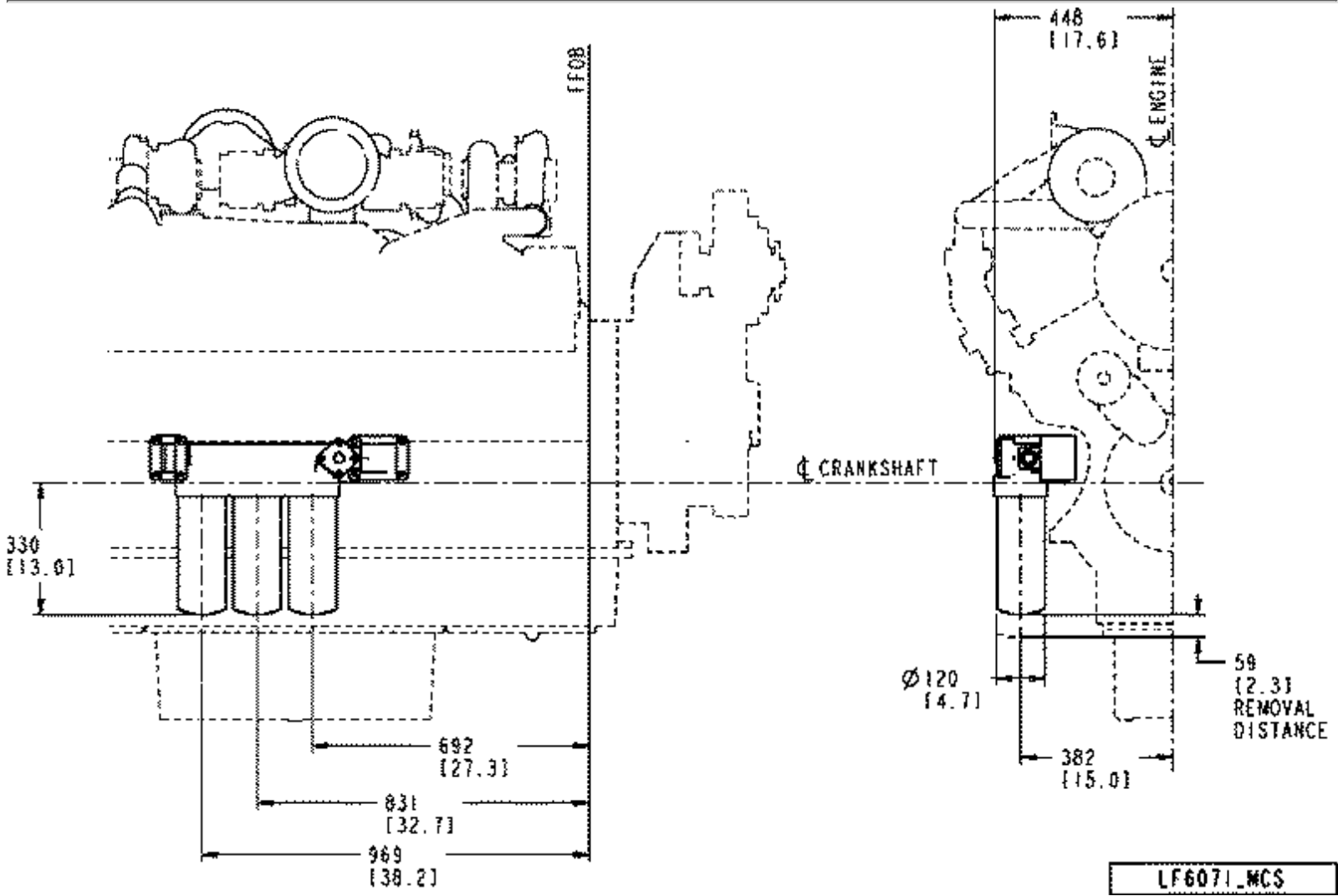
For use on Q60 industrial and G-drive engines

**For QSK60 engines only.**

# LF 6071

## LF - Lube Oil Filter

Revision Date: 07/02



Option #	Type	Hose Length	Location	Notes
LF 6071	Venturi combo LF 9024			

Combination full flow/bypass oil filter  
 Element type: Venturi combo LF 9024  
 No. of elements: 3  
 Mounting location: RB  
 Bypass provision: Yes  
 One piece filter head.

**For QSK45 engines only.**


# LG-Keydata

Option #	Handle Orientation	Location of entry into Oil Pan	Use With	Power Angle
<a href="#">LG 6018</a>				
<a href="#">LG 6022</a>				
<a href="#">LG 6024</a>	—	—	—	0 deg.
<a href="#">LG 6028</a>		Opening #3 on left bank side of block		0 deg.

# LG 6018

## LG - Oil Level Gauge

Revision Date: 02/99



Option #	Handle Orientation	Location of entry into Oil Pan	Use With	Power Angle
LG 6018				

Oil level gauge located in rear Left Bank #7 cover. Power and tilt angles are 0 deg.

**For QSK60 engines only.**

# LG 6022

## LG - Oil Gauge Level

Revision Date: 02/99



Option #	Handle Orientation	Location of entry into Oil Pan	Use With	Power Angle
LG 6022				

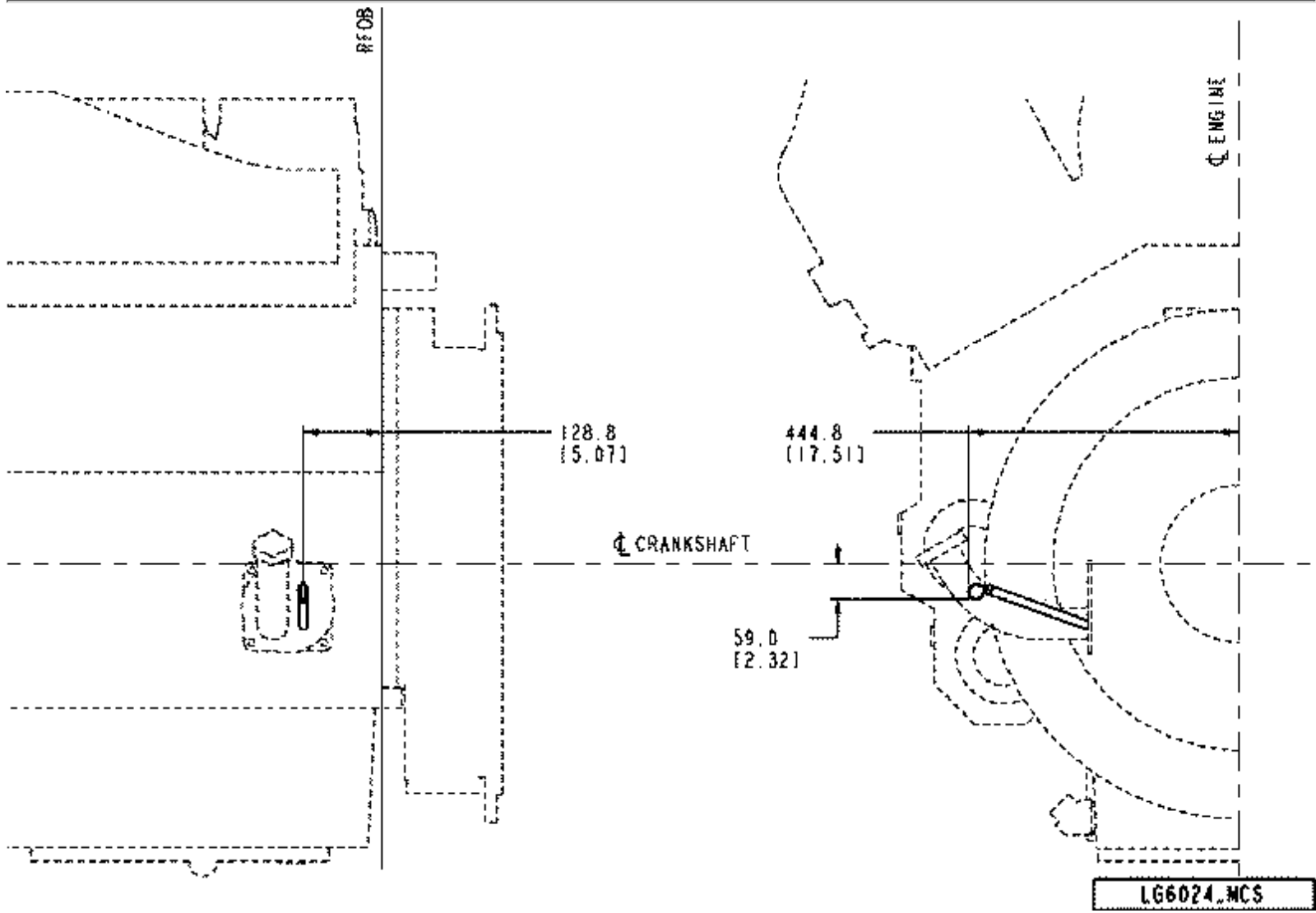
Oil level gauge mounted in opening #7 on the right bank side of block.

**For QSK60 engines only.**

# LG 6024

## LG - Oil Gauge Level

Revision Date: 07/02



Option #	Handle Orientation	Location of entry into Oil Pan	Use With	Power Angle
LG 6024	—	—	—	0 deg.

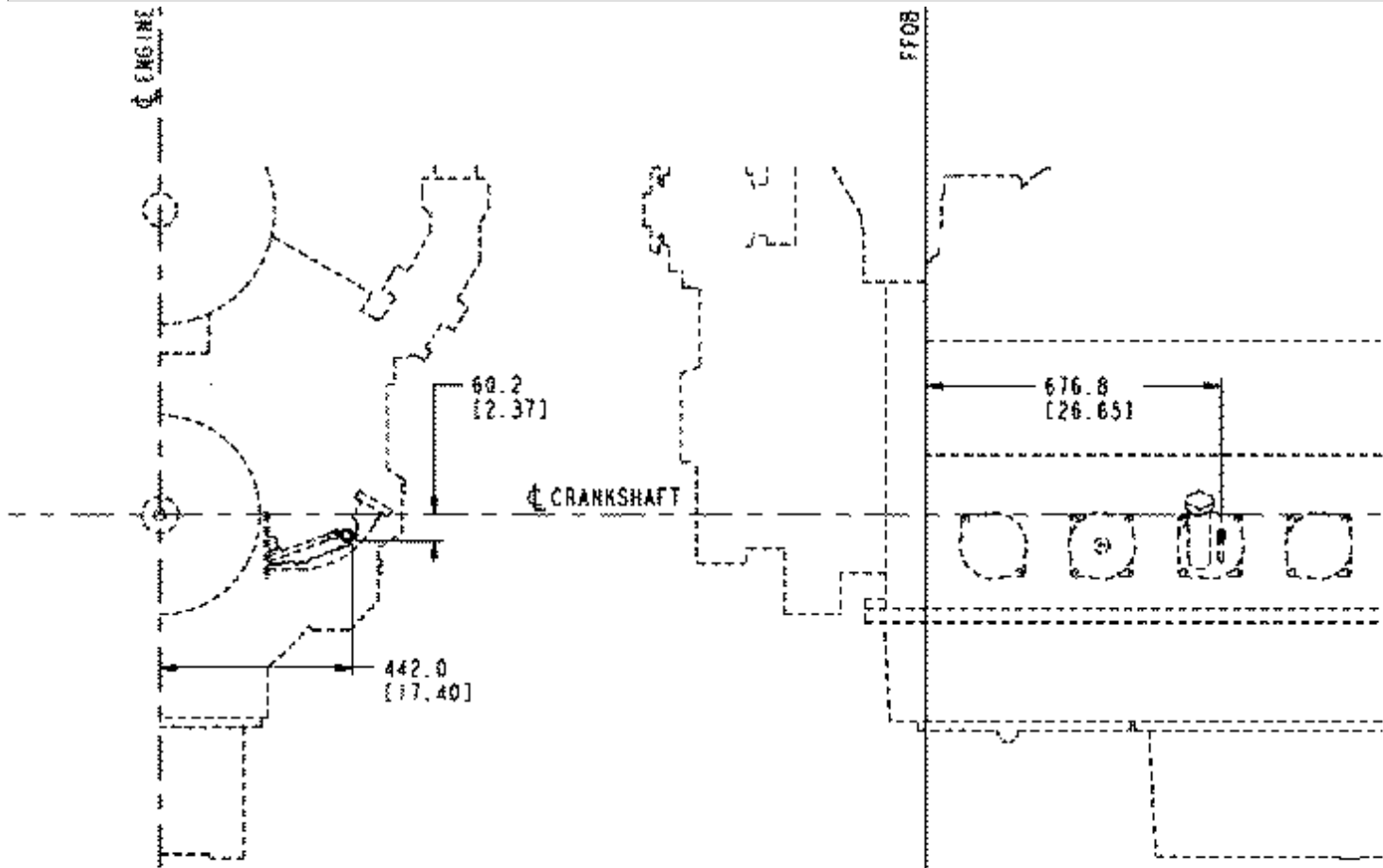
Power angle: 0  
 Power tilt: 0  
 Location: #6 LB

**For QSK45 engines only.**

# LG 6028

## LG - Oil Gauge Level

Revision Date: 11/00



LG6028.NCS

Option #	Handle Orientation	Location of Entry into Oil Pan	Use With	Power Angle
LG 6028		Opening #3 on left bank side of block		0 deg.

Location: #3 lb

Power angle: 0 degrees

Power tilt: 0 degrees

Dipstick size: Standard

Dipstick location:

Depth from face of HHC: 162 mm [6.37 in.]

Length from face of HHC: 67 mm [2.63 in.]

**For QSK60 engines only.**

# LT-Keydata

Option #	Description
<a href="#">LT 6054</a>	Literature
<a href="#">LT 6056</a>	Literature
<a href="#">LT 8015</a>	EU Declaration of Incorporation & Generic O&M Manual

# LT 6054

## LT - Literature

Revision Date: 07/02

---

**(No Graphics Required)**

---

Option #	Description
LT 6054	Literature

Parts catalog, operation and maintenance manual, and generator drive control system manual for QSK60 Power Generation engines.

# LT 6056

LT - Literature

Revision Date: 07/02

---

**(No Graphics Required)**

---

Option #	Description
LT 6056	Literature

Parts catalog, operation and maintenance manual, and generator drive control system manual for QSK45 Power Generation engines.

# LT 8015

## LT - Literature

Revision Date: 07/02

---

### (No Graphics Required)

---

Option #	Description
LT 8015	EU Declaration of Incorporation & Generic O&M Manual

Literature Included: Declaration of Incorporation and Generic O & M Manual

In accordance with the machinery directive 98/37/EC as amended. Option must be selected for engine product shipped into the European Economic Area (1) where product is for Industrial/Construction or G-Drive applications (OEM sales and distributors). Option should not be selected for sale into automotive, rail, ag/forestry, tractors, marine applications (but on-board equipment on fixed offshore platforms may be covered).

**Note:** Option calls up the documents needed for Cummins to comply with EU law (2): Declaration of Incorporation, Generic O & M. These documents must be shipped with product.

Notes (1): EEA = Austria, Belgium, Denmark, Finland, France, Germany, Greece, Ireland, Italy, Luxembourg, Netherlands, Portugal, Spain, Sweden, United Kingdom, Norway, Iceland, Liechtenstein.

(2): EU Directive 98/37/EC on Machinery covering health and safety requirements for machinery.

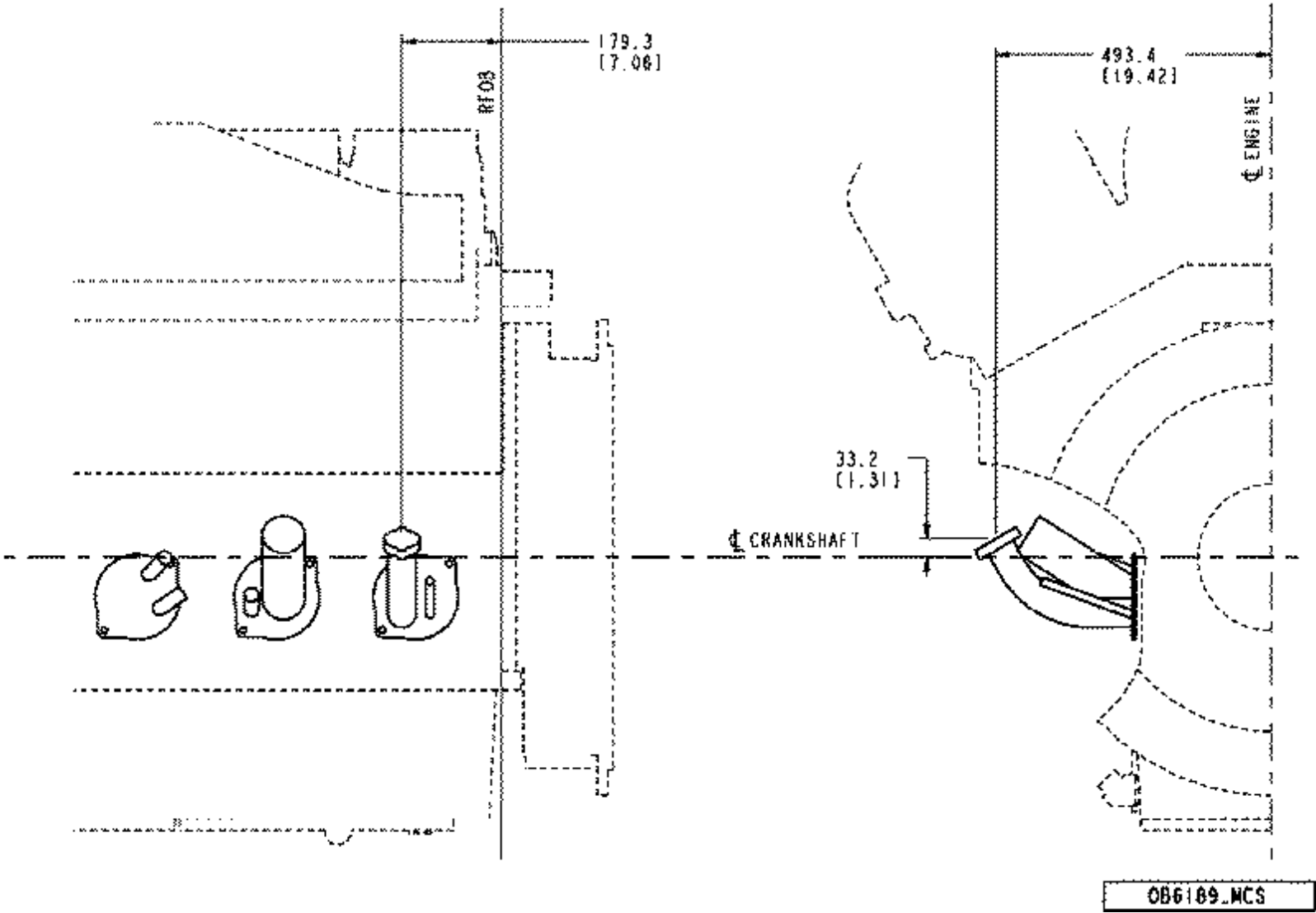
# OB-Keydata

Option #	Location	Fill Type	With Dipstick	Notes
<a href="#">OB 6189</a>				
<a href="#">OB 6192</a>	LB #7		No	
<a href="#">OB 6193</a>	Left Bank #3 cover			
<a href="#">OB 6198</a>	Right Bank #7 cover			

# OB 6189

## OB - Oil Fill Arrangement

Revision Date: 07/02



Option #	Location	Fill Type	With Dipstick	Notes
OB 6189				

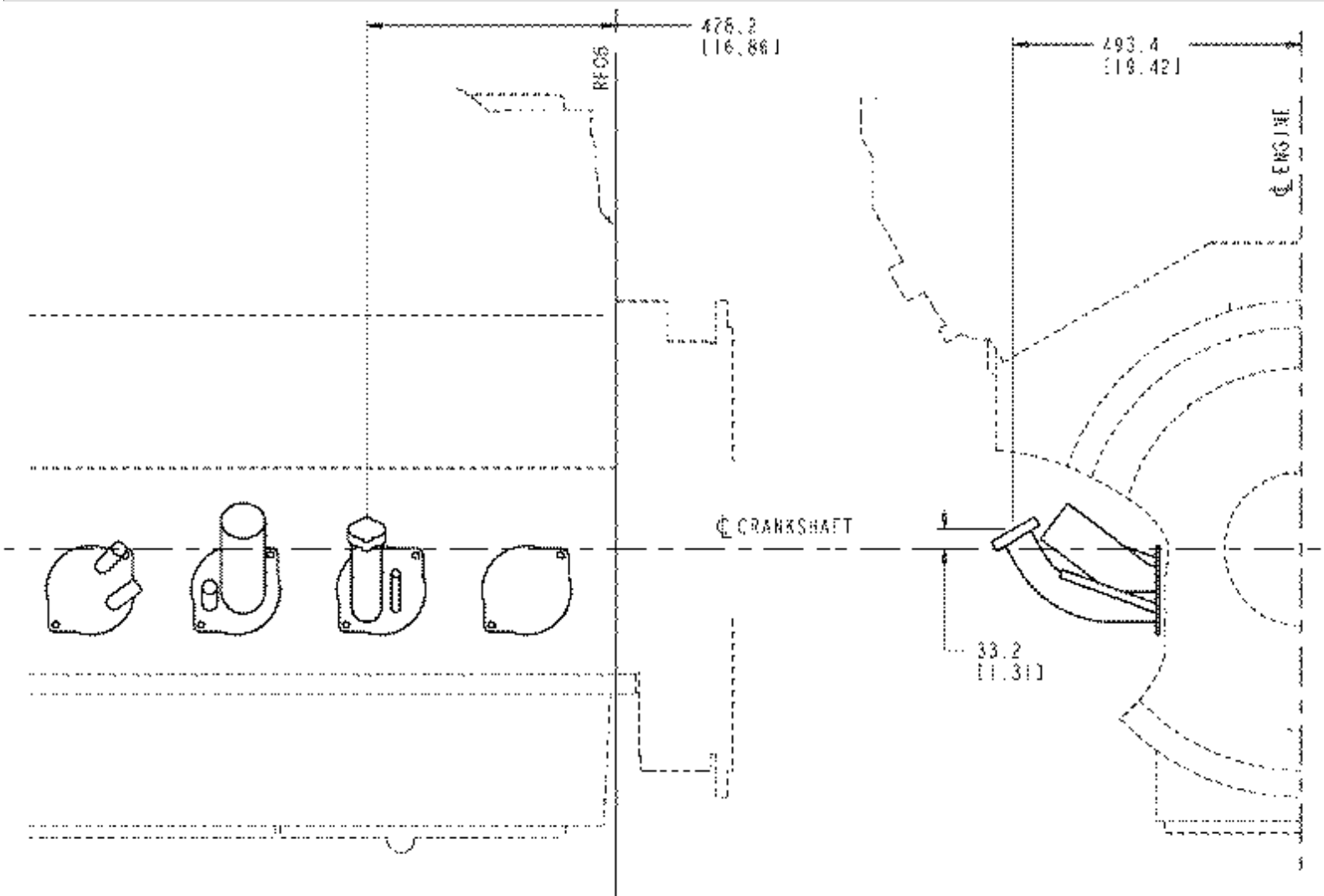
Oil fill located in Left Bank #6 cover.

**For QSK45 engines only.**

# OB 6192

## OB - Oil Fill Arrangement

Revision Date: 07/02



OB6192\_MCS

Option #	Location	Fill Type	With Dipstick	Notes
OB 6192	LB #7		No	

Oil fill location: LB #7

Oil fill length: 122 mm [4.8 in.] (standard)

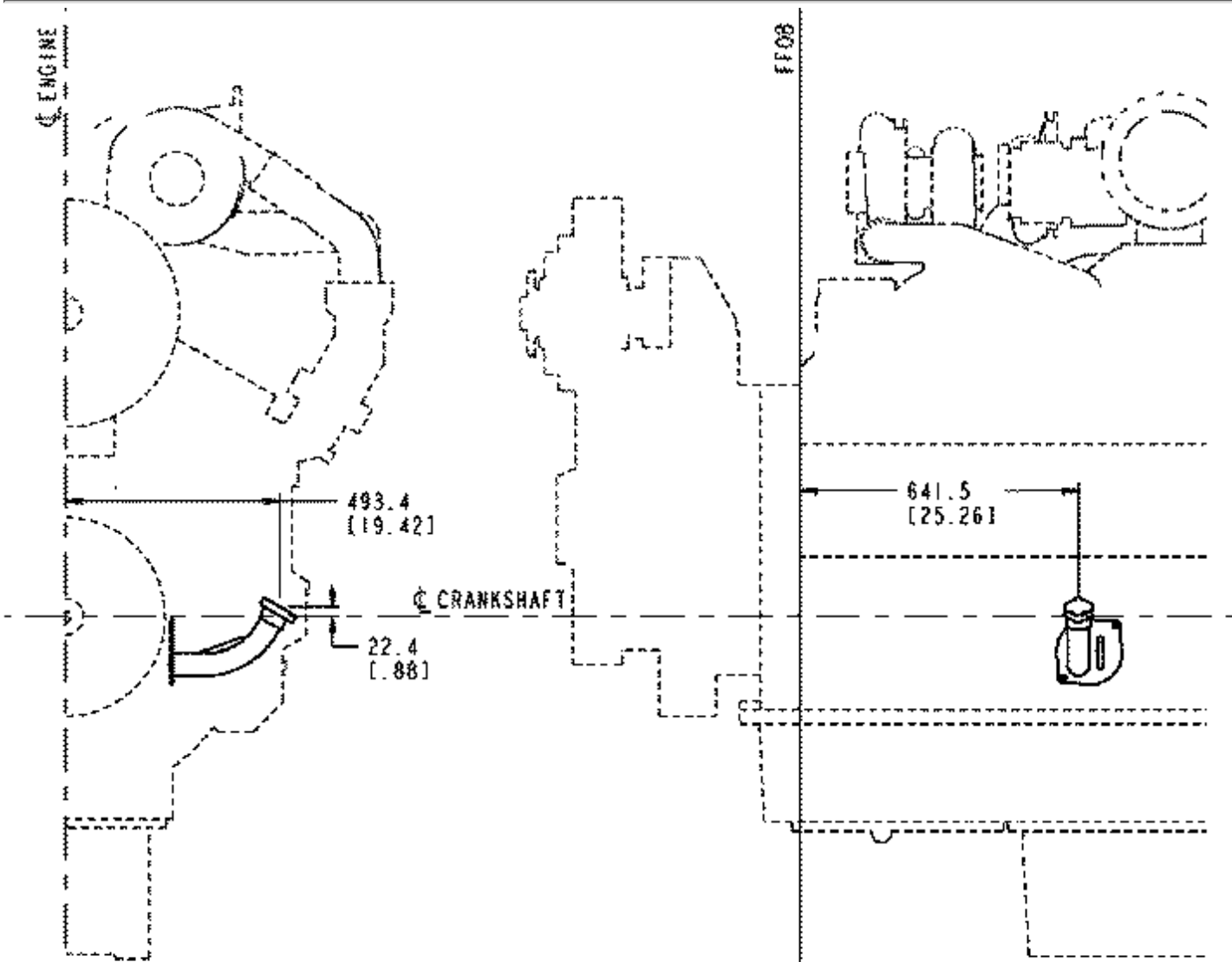
Oil fill depth from HHC face: 240 mm [9.4 in.]

**For QSK60 engines only.**

# OB 6193

## OB - Oil Fill Arrangement

Revision Date: 11/00



OB6193.MCS

Option #	Location	Fill Type	With Dipstick	Notes
OB 6193	Left Bank #3 cover			

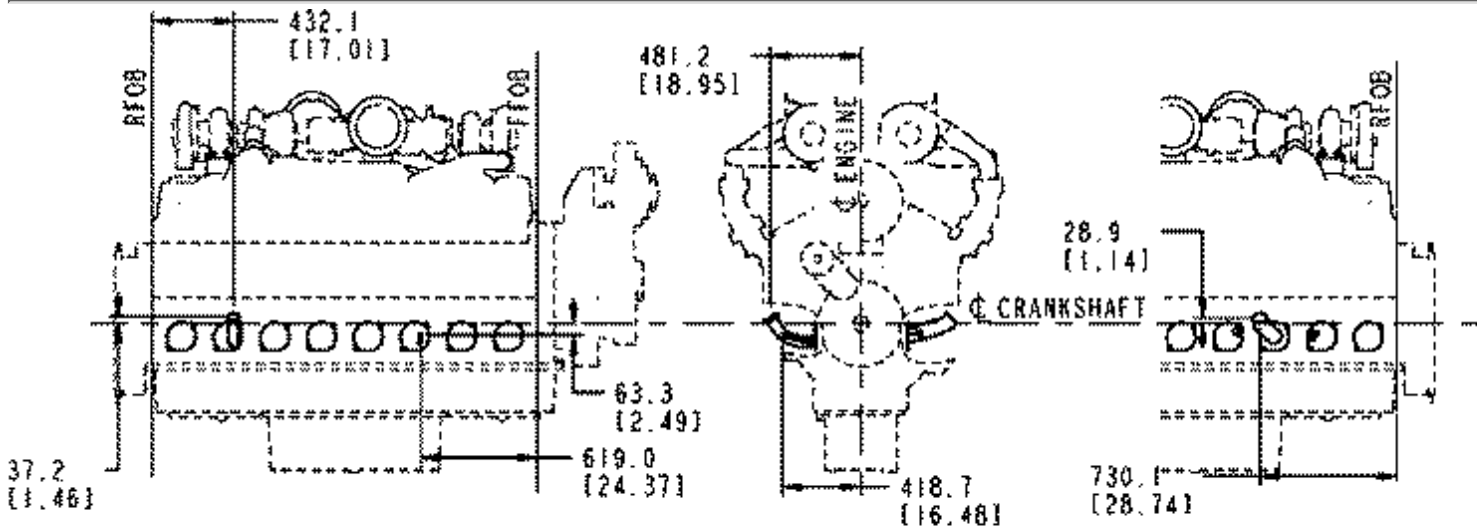
Oil fill location: LB #3 location  
 Oil fill length: 122 mm [4.8 in.]  
 Oil fill depth from HHC face: 240 mm [9.4 in.] (standard)

**For QSK60 engines only.**

# OB 6198

## OB - Oil Fill Arrangement

Revision Date: 11/00



OB6198\_MCS

Option #	Location	Fill Type	With Dipstick	Notes
OB 6198	Right Bank #7 cover			

Oil fill location: RB #7 location  
 Oil fill length: 122 mm [4.8 in.]  
 Oil fill depth from HHC face: 240 mm [9.4 in.] (standard)

**For QSK60 engines only.**

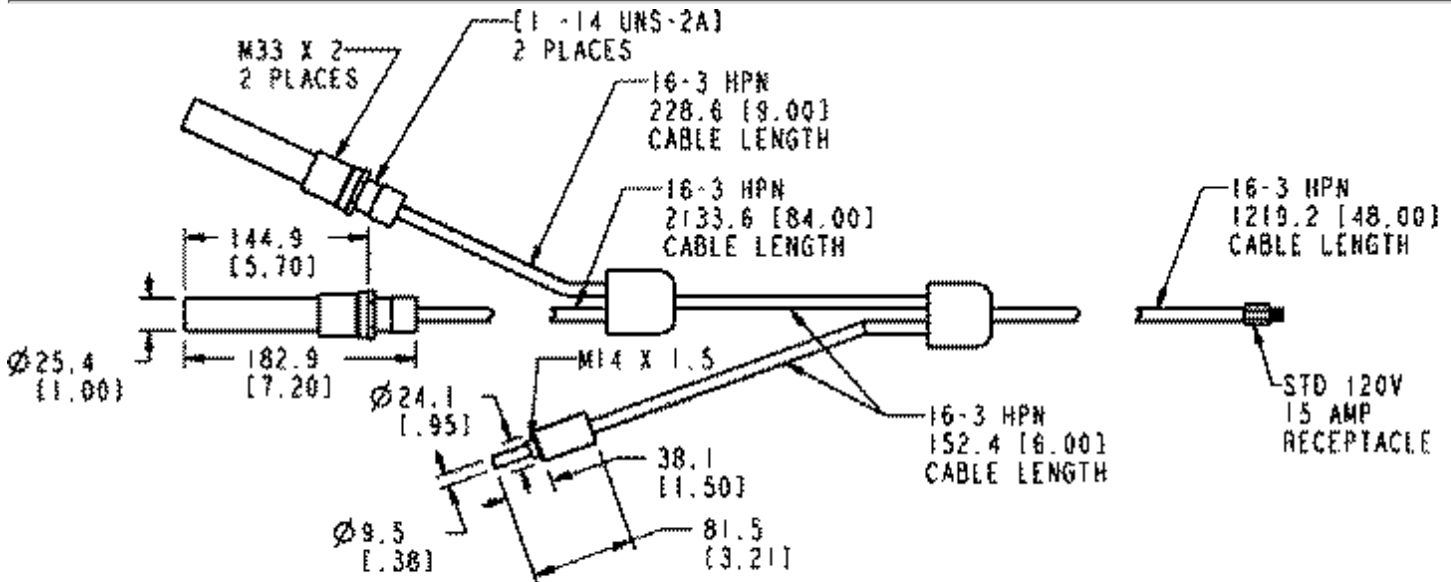
# OH-Keydata

Option #	Description	Voltage/Watts	Cord Length
<a href="#">OH 6002</a>	Single phase oil pan immersion heaters	Two 120V/500W	
<a href="#">OH 6004</a>	Single phase oil pan immersion heaters	Two 240V/500W	

# OH 6002

## OH — Oil Heater Starting Aid

Revision Date: 08/01



SPECIFICATIONS : 1000W 120V

OH6002.MCS

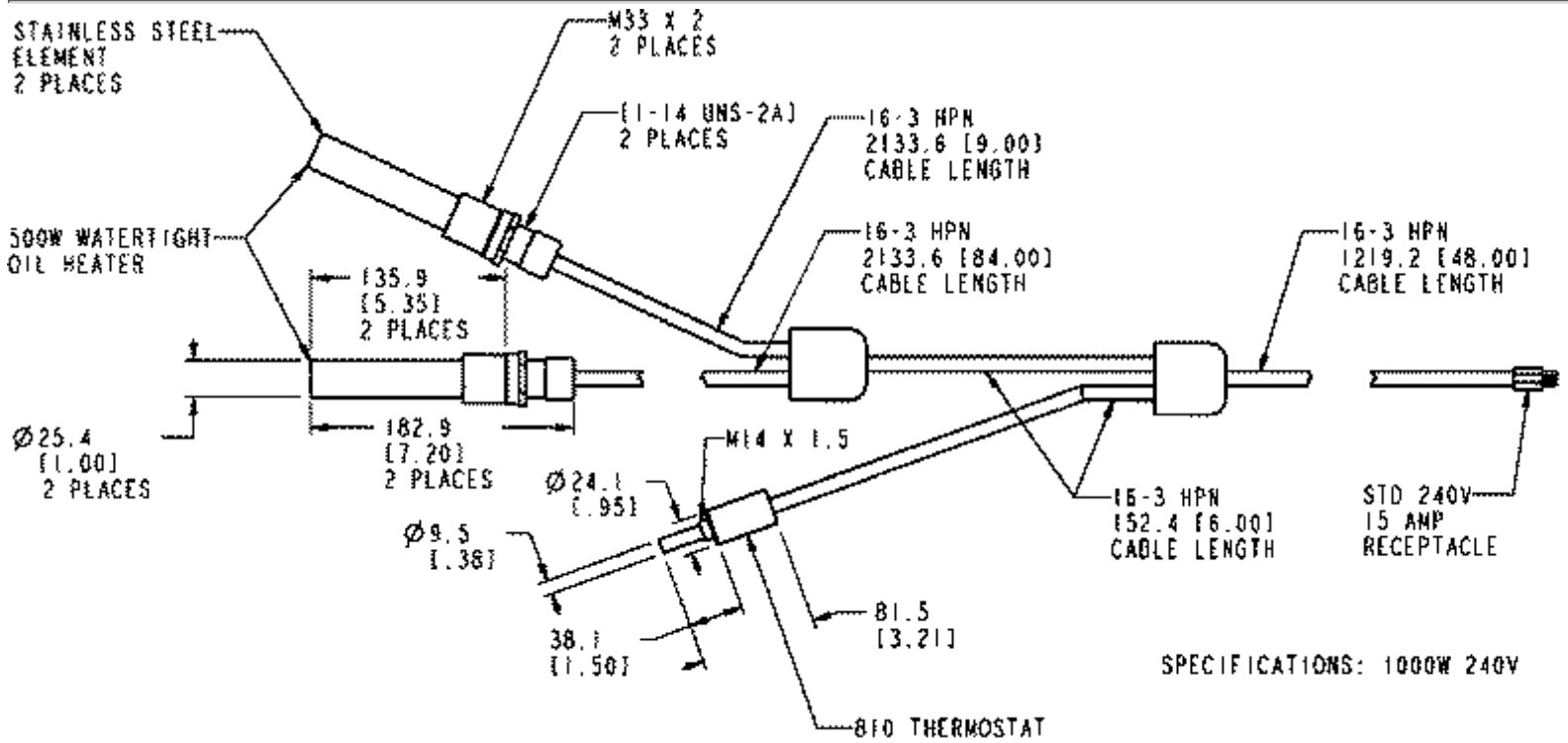
Option #	Description	Voltage/Watts	Cord Length
OH 6002	Single phase oil pan immersion heaters	Two 120V/500W	

Two 120V, 500W  
 Single phase oil pan immersion heaters  
 Mounted on left and right side of the oil pan  
 Thermostat controlled  
 Supplied in kit: Yes  
 Total wattage: 1000 watts

# OH 6004

## OH — Oil Heater Starting Aid

Revision Date: 08/01



OH6004.MCS

Option #	Description	Voltage/Watts	Cord Length
OH 6004	Single phase oil pan immersion heaters	Two 240V/500W	

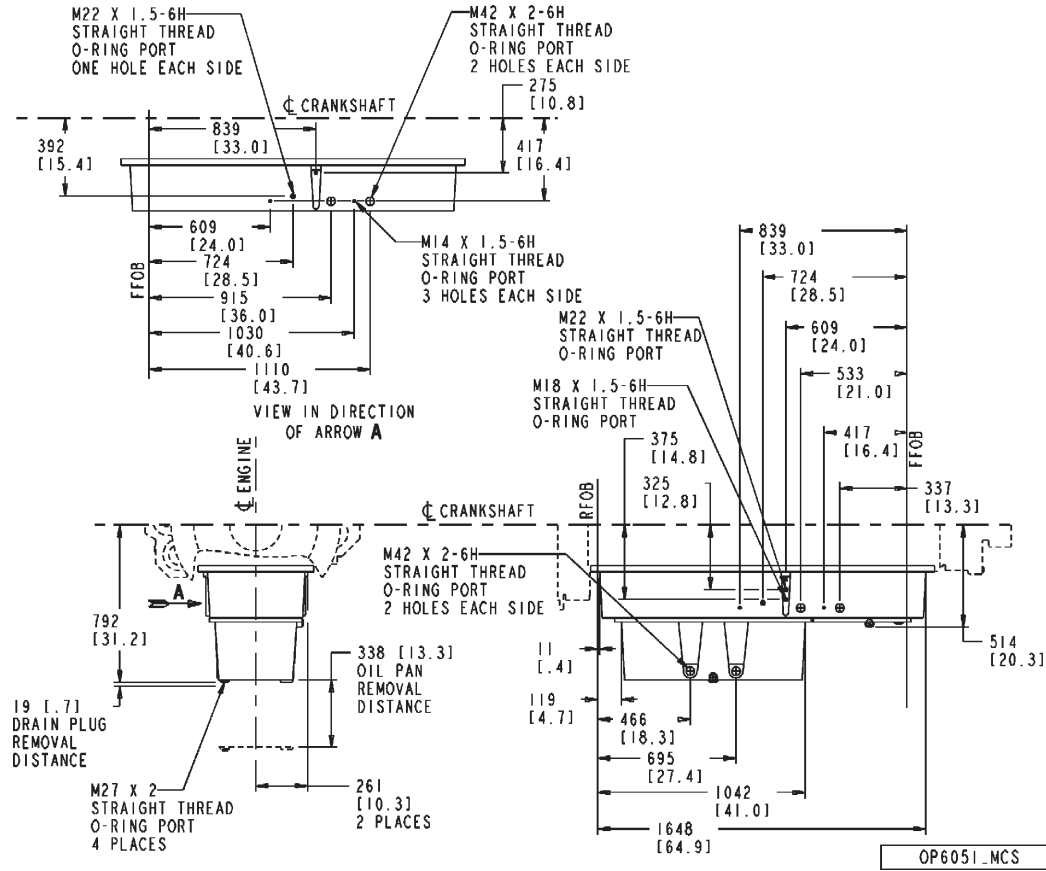
Two 240V, 500W  
 Single phase oil pan immersion heaters  
 Thermostat controlled  
 Supplied in kit: Yes  
 Total wattage: 1000 watts

# OP-Keydata

Option #	Type/Material	Drain Location	Angularity	Capacity
<a href="#">OP 6051</a>	Rear sump/Cast aluminum	Right bank	—	215.5 L [57 U.S. gal.]
<a href="#">OP 6073</a>	/ Aluminum	Left bank	TBD	261 L [69 U.S. gal.]
<a href="#">OP 6076</a>	Aluminum	Left and right banks	TBD	278 L [73.5 U.S. gal.]
<a href="#">OP 6077</a>	Aluminum	Left and right banks	TBD	348.5 L [92 U.S. gal.]

OP - Oil Pan

**OP6051**



OP6051 [M]

Option #	Type/Material	Drain Location	Angularity	Capacity
OP 6051	Rear sump/Cast aluminum	Right bank	-	215.5 L [57 U.S. gal.]

Sump location: Double deep sump on locations #2 and #3  
 Material: Aluminum  
 Construction: Cast  
 High oil capacity: 215.5 L [57 U.S. gal.]  
 Low oil capacity: 191 L [50.5 U.S. gal.]  
 Angularity limits: TBD

## QSK45/60 GENERATOR DRIVE

Drain location: Right bank

Accessible ports/sizes:

4 off M27 x 2 oil drain ports (2 in oil and 2 in oil pan cover)

4 off M42 x 2 ports in oil pan adapter

2 off M22 x 1.5 ports in oil pan adapter

6 off M14 x 1.5 ports in oil pan adapter

4 off M42 x 2 ports in oil pan

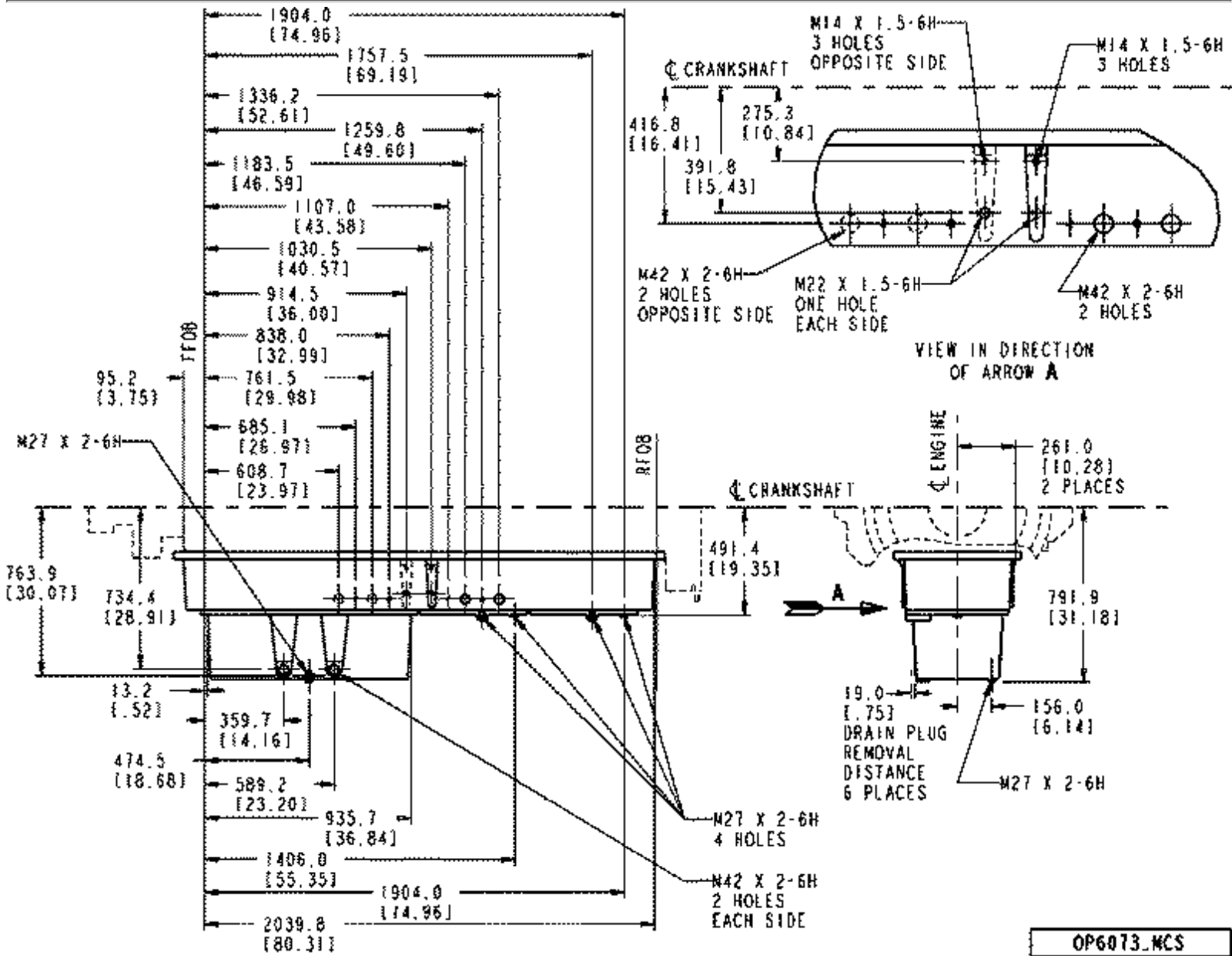
Unique characteristics: Pan adapter with one removable covers.

**For use on QSK45 engines only.**

# OP 6073

## OP - Oil Pan

Revision Date: 07/02



OP6073.MCS

Option #	Type/Material	Drain Location	Angularity	Capacity
OP 6073	/ Aluminum	Left bank	TBD	261 L [69 U.S. gal.]

Sump location: Double deep sump on front locations #1 and #2  
 Material: Aluminum  
 Construction: Cast  
 High oil capacity: 261 litres [69 U.S. gal.]  
 Low oil capacity: 231 litres [61 U.S. gal.]  
 Angularity limits: TBD  
 Drain location: Left bank  
 Accessible ports / sizes:  
 6 off M27 x 2 oil drain ports (2 in oil pan and 4 in oil pan covers)

OP 6073

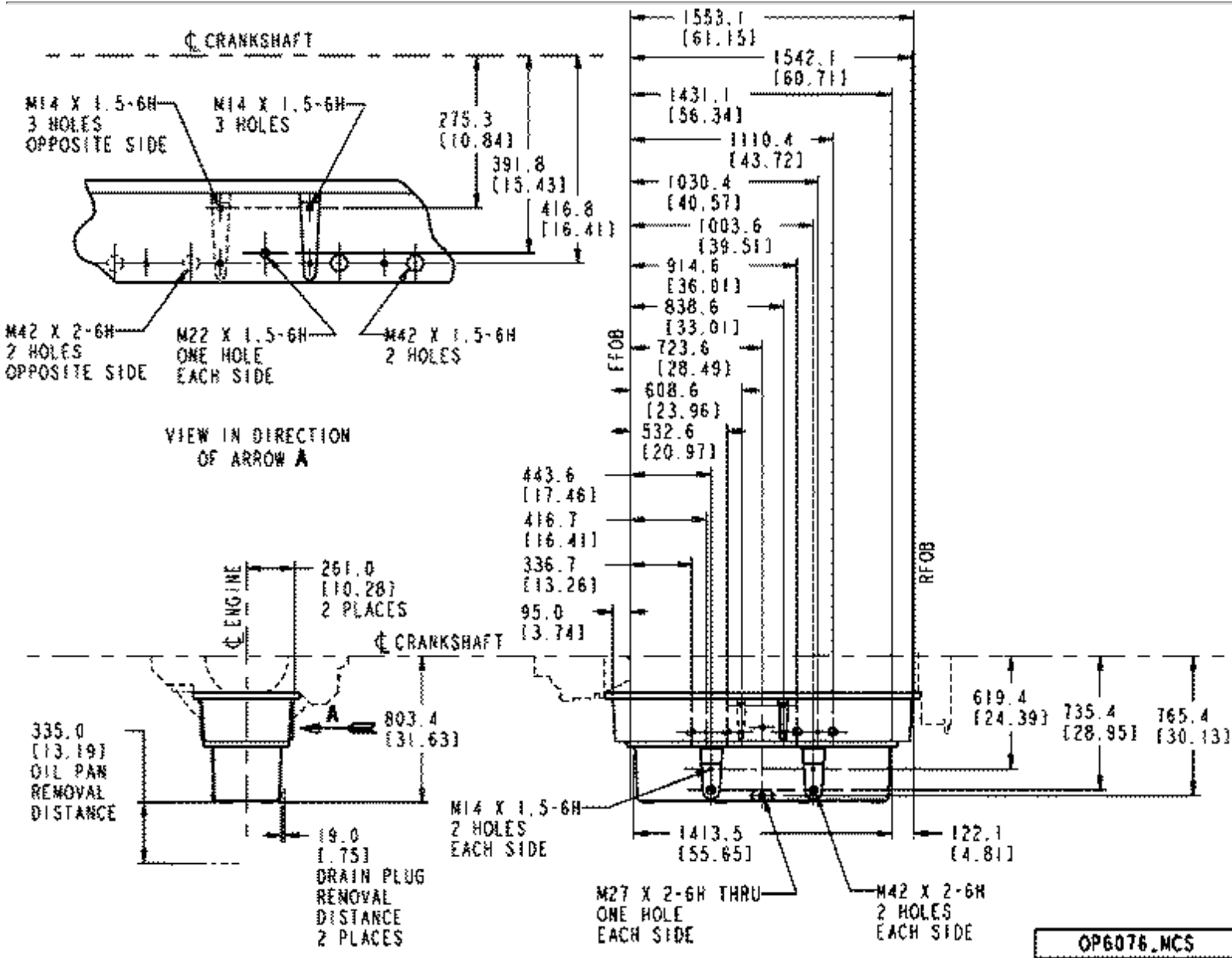
4 off M42 x 2 ports in oil pan adapter  
2 off M22 x 1.5 ports in oil pan adapter  
6 off M14 x 1.5 ports in oil pan adapter  
4 off M42 x 2 ports in oil pan

**For QSK60 engines only.**

# OP 6076

## OP - Oil Pan

Revision Date: 09/01



OP6076.MCS

Option #	Type/Material	Drain Location	Angularity	Capacity
OP 6076	Aluminum	Left and right banks	TBD	278 L [73.5 U.S. gal.]

Sump location: Full length oil pan  
 Material: Aluminum  
 Construction: Cast  
 High Oil Capacity: 278 L [73.5 U.S. gal.]  
 Low Oil Capacity: 253.5 L [67 U.S. gal.]  
 Angularity limits: TBD  
 Drain locations: Left and right banks  
 Accessible ports/sizes:  
 2 off M27 x 2 oil drain ports in oil pan  
 4 off M42 x 2 ports in oil pan adapter

OP 6076

2 off M22 x 1.5 ports in oil pan adapter

6 off M14 x 1.5 ports in oil pan adapter

4 off M42 x 2 ports in oil pan

4 off M14 x 1.5 ports in oil pan

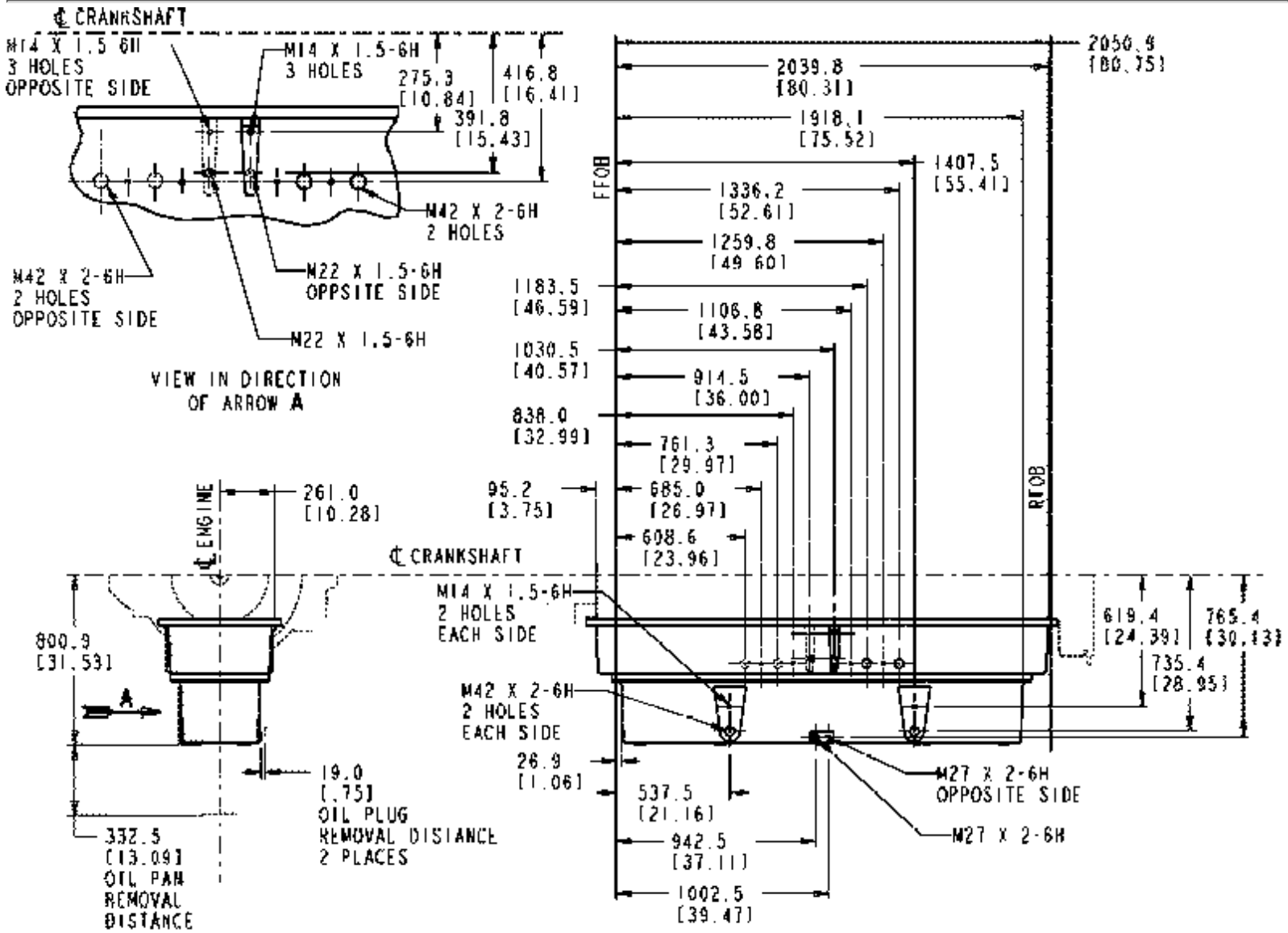
Unique characteristics:

**For use with QSK45 engines only.**

# OP 6077

## OP - Oil Pan

Revision Date: 09/01



OP6077.MCS

Option #	Type/Material	Drain Location	Angularity	Capacity
OP 6077	Aluminum	Left and right banks	TBD	348.5 L [92 U.S. gal.]

Sump location: Full length oil pan

Material: Aluminum

Construction: Cast

High Oil Capacity: 378.5 L [100 U.S. gal.]

Low Oil Capacity: 348.5 L [92 U.S. gal.]

Angularity limits: TBD

Drain location: Left and right banks

Accessible ports/sizes:

2 off M27 x 2 oil drain ports in oil pan

4 off M42 x 2 ports in oil pan adapter

OP 6077

2 off M22 x 1.5 ports in oil pan adapter

6 off M14 x 1.5 ports in oil pan adapter

4 off M42 x 2 ports in oil pan

4 off M14 x 1.5 ports in oil pan

Unique characteristics:

**For use with QSK60 engines only.**

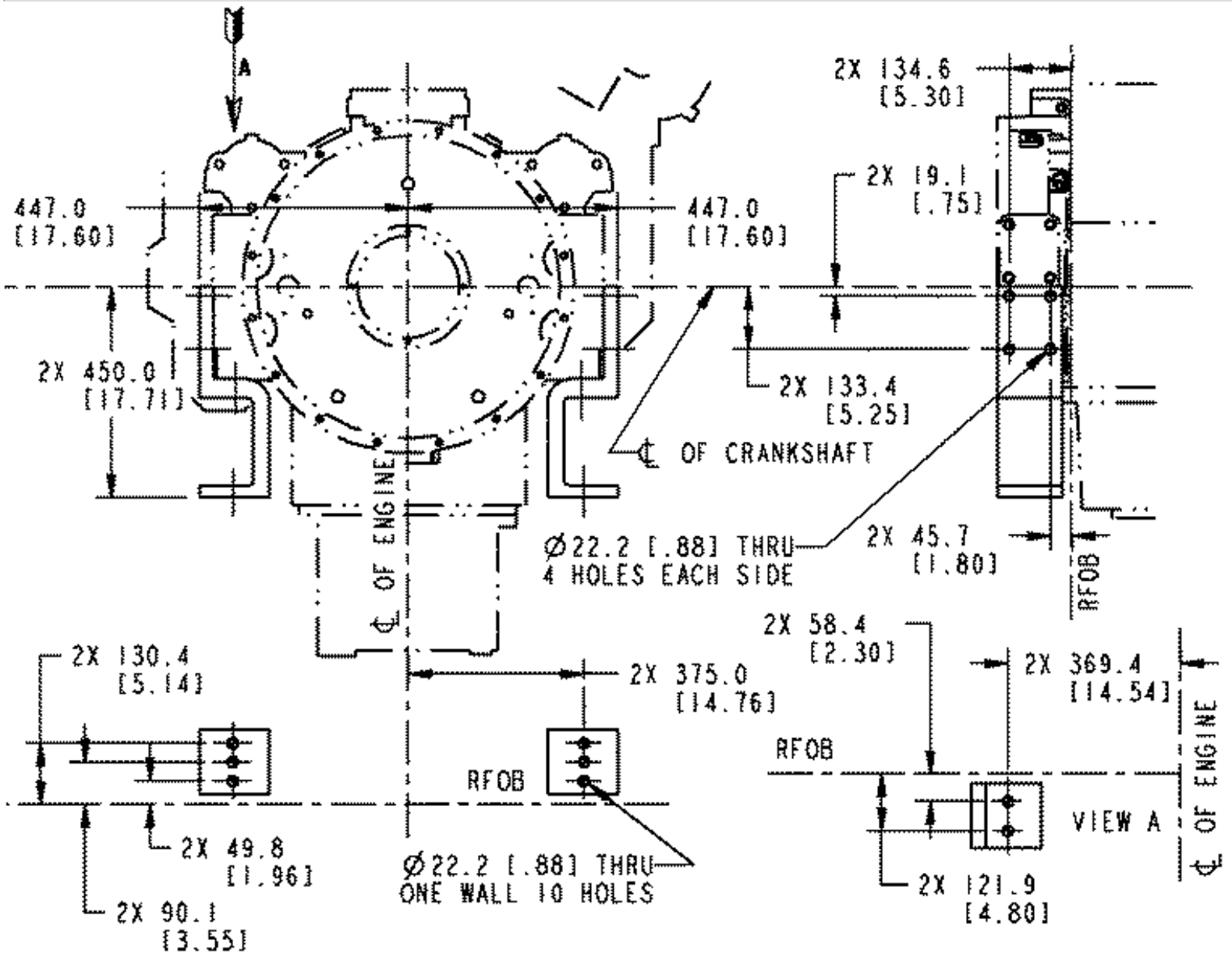
# RE-Keydata

Option #	Description	Notes
<a href="#">RE 6013</a>	For use with SAE#0 flywheel housing:	
<a href="#">RE 6014</a>	For use with SAE #00 flywheel housing	

# RE 6013

## RE — Rear Engine Support

Revision Date: 08/00



RE6013.NCS

Option #	Description	Notes
RE 6013	For use with SAE#0 flywheel housing:	

For use with flywheel housing: SAE#0  
 Loading Capability:  
 Type:

# RE 6014

## RE — Rear Engine Support

Revision Date: 07/02



Option #	Description	Notes
RE 6014	For use with SAE #00 flywheel housing	

For use with flywheel housing: SAE #00

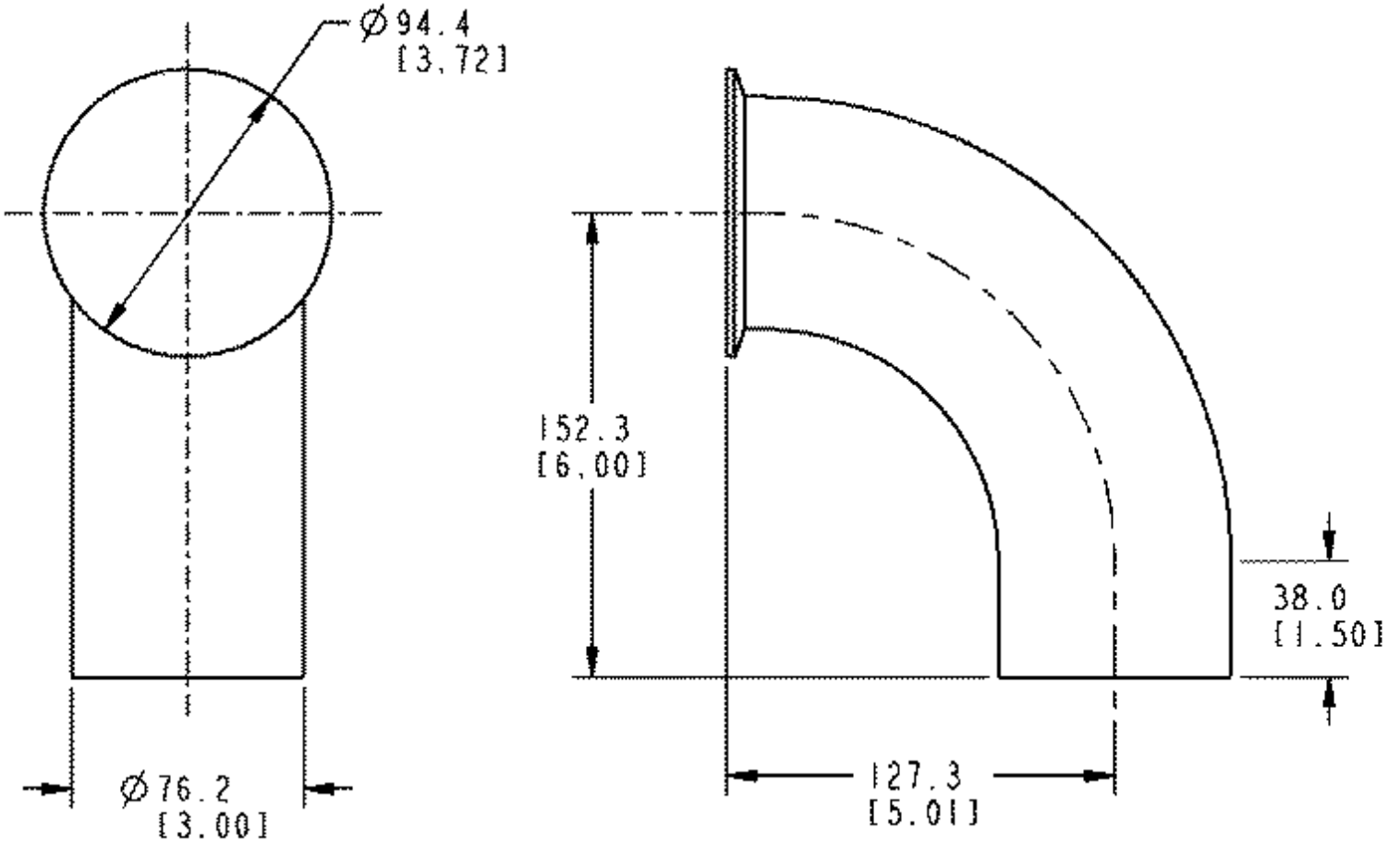
# RP-Keydata

Option #	Description	Notes
<a href="#">RP 6001</a>	76.2 mm [3.0 in.] O.D., 90 deg. elbow	
<a href="#">RP 6002</a>	Flange for customer to weld 3 in. O.D. tube	

# RP 6001

## RE - Rear Engine Support

Revision Date: 09/01



RP6001\_MCS

Option #	Description	Notes
RP 6001	76.2 mm [3.0 in.] O.D., 90 deg. elbow	

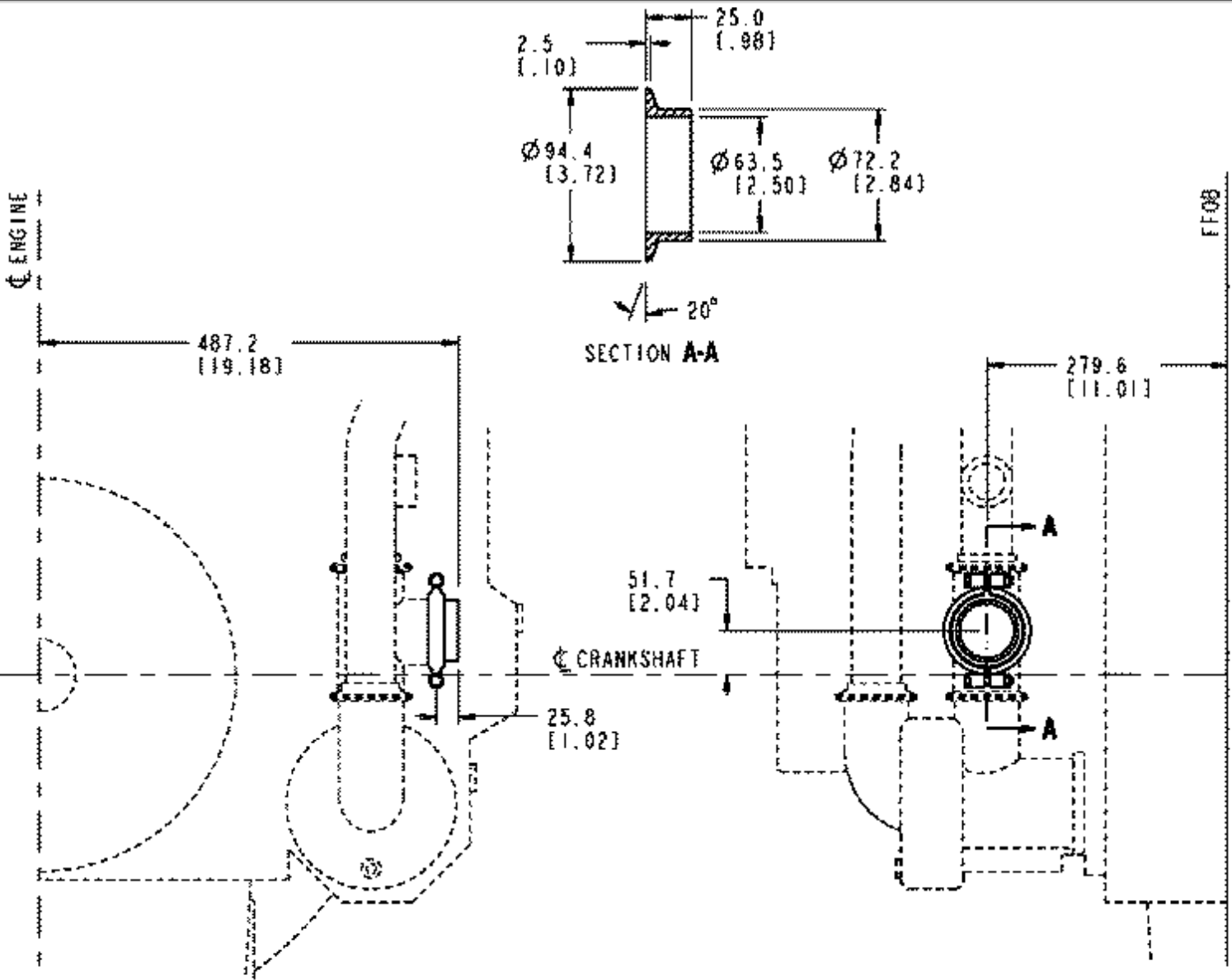
76.2 mm [3.0 in.] O.D., 90 deg. elbow connection at the auxiliary water pump. Supplied in kit.

**For use with 2 pump/2 loop QSK45 and QSK60 engines.**

# RP 6002

## RE - Rear Engine Support

Revision Date: 09/01



Option #	Description	Notes
RP 6002	Flange for customer to weld 3 in. O.D. tube	

Flange for customer to weld 3 in. O.D. tube at the auxiliary cooling water pump. Supplied in kit.

For use with 2 pump/2 loop QSK45 and QSK60 engines.

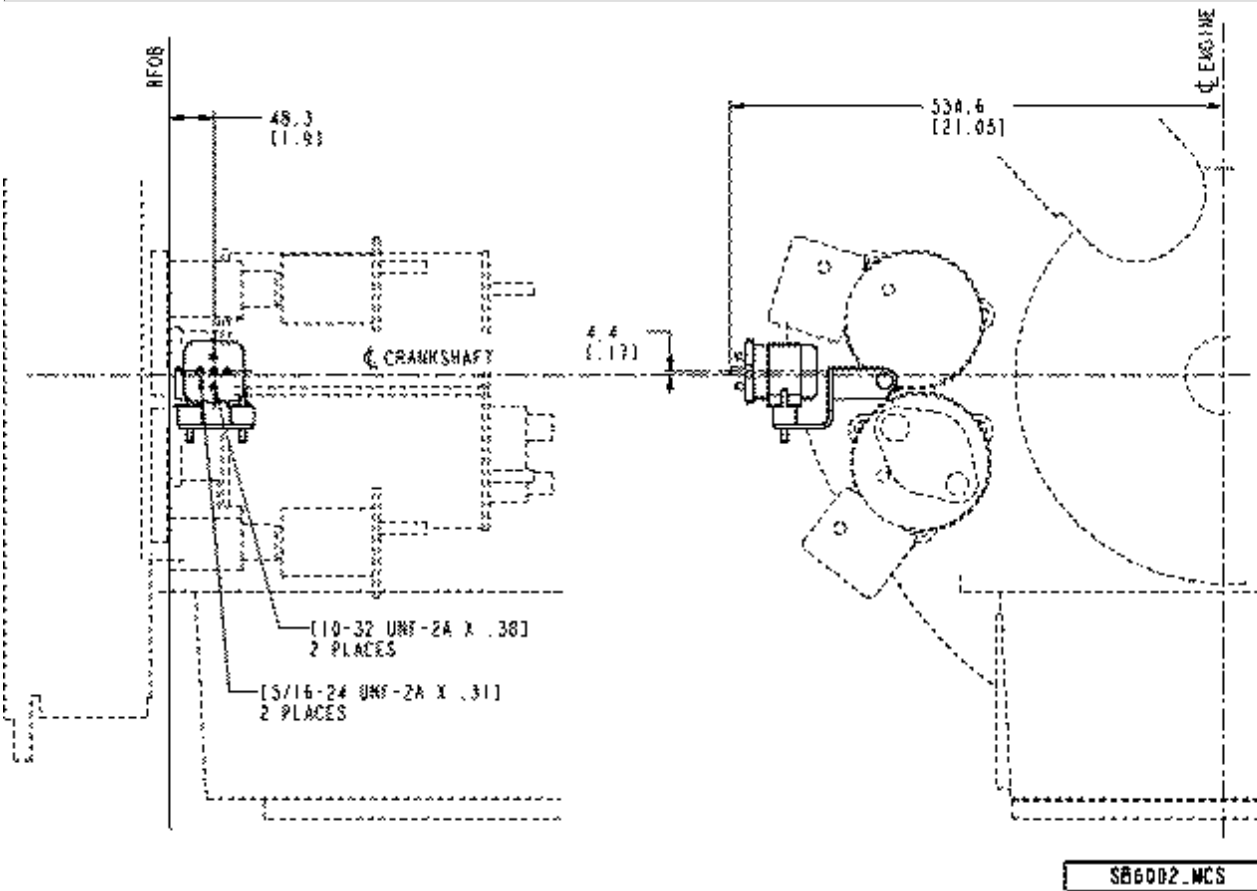
# SB-Keydata

Option #	Description	Voltage/Amps	Notes
<a href="#">SB 6002</a>	Magnetic switch	24V/	

# SB 6002

## SB — Electrical Starting Accessories

Revision Date: 03/01



Option #	Description	Voltage/Amps	Notes
SB 6002	Magnetic switch	24V/	

Type: Magnetic switch  
 Voltage: 24  
 Grounding: Insulated  
 Power Supply: Electric  
 Starter engagement: Dual positive  
 Kitted: No  
 Secured to starter mounting flange

# SD-Keydata

Option #	Type	Description
<a href="#">SD 6001</a>	Coolant level sensor with wiring harness	Supplied in kit
<a href="#">SD 6005</a>	Coolant level sensor and wiring harness	Supplied in kit

# SD 6001

## SD - Engine Monitoring System

Revision Date: 07/02

---

**(No Graphics Required)**

---

Option #	Type	Description
SD 6001	Coolant level sensor with wiring harness	Supplied in kit

Sensor, coolant level

Supplied in kits for customer mounting.

Includes 4292 mm [169 in.] long wiring harness.

# SD 6005

## SD - Engine Monitoring System

Revision Date: 09/01



Option #	Type	Description
SD 6005	Coolant level sensor and wiring harness	Supplied in kit

Sensor, coolant level supplied in kit for customer mounting. Includes 11176 mm [440 in.] long wiring harness.

# SG-Keydata


Option #	Description
<a href="#">SG 6030</a>	For dual 520 mm [20.47 in.] diameter dampers
<a href="#">SG 6037</a>	Guard for Delco Remy 23SI and 33SI models. For use without an engine-mounted fan drive.
<a href="#">SG 6040</a>	Guard for Prestolite LNA 4024/7

# SG 6030

## SG - Guard Package

Revision Date: 11/00

---



---

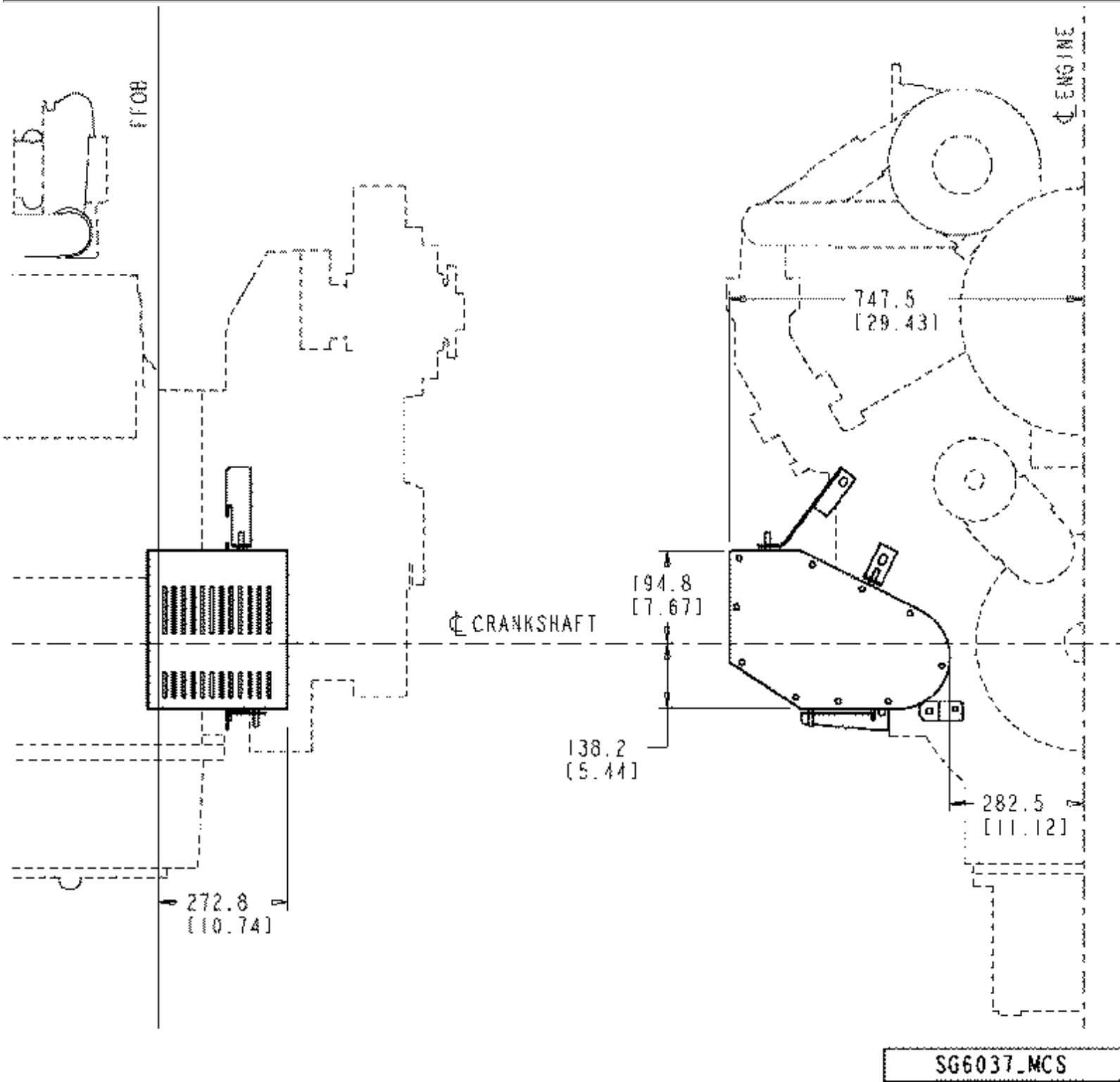
Option #	Description
SG 6030	For dual 520 mm [20.47 in.] diameter dampers

For dual 520 mm [20.47 in.] diameter dampers

# SG 6037

## SG — Alternator Guard

Revision Date: 08/01



Option #	Description
SG 6037	Guard for Delco Remy 23SI and 33SI models. For use without an engine-mounted fan drive.

SG 6037

Alternator: Delco Remy 23SI and 33SI models

Drive ratio: 2.62:1 and 3.56:1

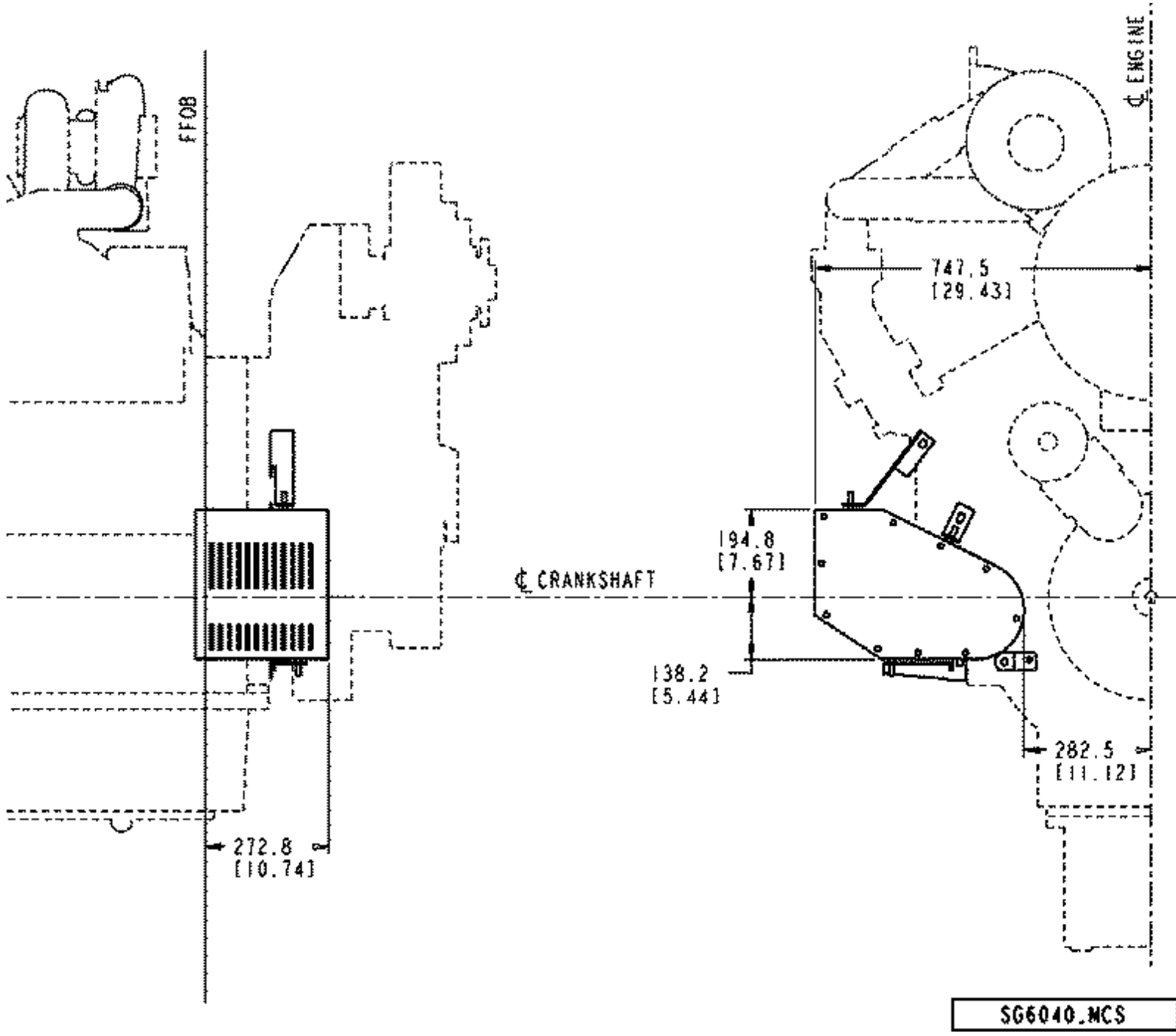
Can be used either with or without a damper guard

Guard complies with UL2200 standard

# SG 6040

## SG — Alternator Guard

Revision Date: 10/01



Option #	Description
SG 6040	Guard for Prestolite LNA 4024/7

Alternator: Prestolite LNA 4024/7

Drive ratio: 2.62:1 and 3.56:1

Can be used either with or without a damper guard

Guard complies with UL2200 standard

# SK-Keydata

Option #	Description	Disposition	Material	Notes
<a href="#">SK 6036</a>	Shipping skid	Non-returnable	Wood	For QSK45
<a href="#">SK 6037</a>	Shipping skid	Returnable	Metal	For QSK45
<a href="#">SK 6038</a>	Shipping skid	Returnable	Wood	For QSK45
<a href="#">SK 6040</a>	Export boxing	—	—	For QSK45
<a href="#">SK 6041</a>	Shipping skid	Non-returnable	Wood	For QSK60
<a href="#">SK 6042</a>	Shipping skid	Returnable	Metal	For QSK60
<a href="#">SK 6043</a>	Shipping skid	Returnable	Wood	For QSK60
<a href="#">SK 6045</a>	Export boxing	—	—	For QSK60

# SK 6036

## SK - Shipping Arrangement

Revision Date: 07/02

---

**(No Graphics Required)**

---

Option #	Description	Disposition	Material	Notes
SK 6036	Shipping skid	Non-returnable	Wood	For QSK45

Non-returnable wood shipping skid.

**For use with QSK45 engines.**

# SK 6037

## SK - Shipping Arrangement

Revision Date: 07/02

---

**(No Graphics Required)**

---

Option #	Description	Disposition	Material	Notes
SK 6037	Shipping skid	Returnable	Metal	For QSK45

Returnable metal shipping skid.

**For use with QSK45 engines.**

# SK 6038

## SK - Shipping Arrangement

Revision Date: 07/02

---

**(No Graphics Required)**

---

Option #	Description	Disposition	Material	Notes
SK 6038	Shipping skid	Returnable	Wood	For QSK45

Returnable wood shipping skid.

**For use with QSK45 engines.**

# SK 6040

## SK - Shipping Arrangement

Revision Date: 07/02

---

**(No Graphics Required)**

---

Option #	Description	Disposition	Material	Notes
SK 6040	Export boxing	—	—	For QSK45

Export boxing

**For use with QSK45 engines.**

# SK 6041

## SK - Shipping Arrangement

Revision Date: 07/02

---

**(No Graphics Required)**

---

Option #	Description	Disposition	Material	Notes
SK 6041	Shipping skid	Non-returnable	Wood	For QSK60

Non-returnable wood shipping skid.

**For use with QSK60 engines.**

# SK 6042

## SK - Shipping Arrangement

Revision Date: 07/02

---

**(No Graphics Required)**

---

Option #	Description	Disposition	Material	Notes
SK 6042	Shipping skid	Returnable	Metal	For QSK60

Returnable metal shipping skid.

**For use with QSK60 engines.**

# SK 6043

## SK - Shipping Arrangement

Revision Date: 07/02

---

**(No Graphics Required)**

---

Option #	Description	Disposition	Material	Notes
SK 6043	Shipping skid	Returnable	Wood	For QSK60

Returnable wood shipping skid.

**For use with QSK60 engines.**

# SK 6045

## SK - Shipping Arrangement

Revision Date: 07/02

---

**(No Graphics Required)**

---

Option #	Description	Disposition	Material	Notes
SK 6045	Export boxing	—	—	For QSK60

Export boxing

**For use with QSK60 engines.**

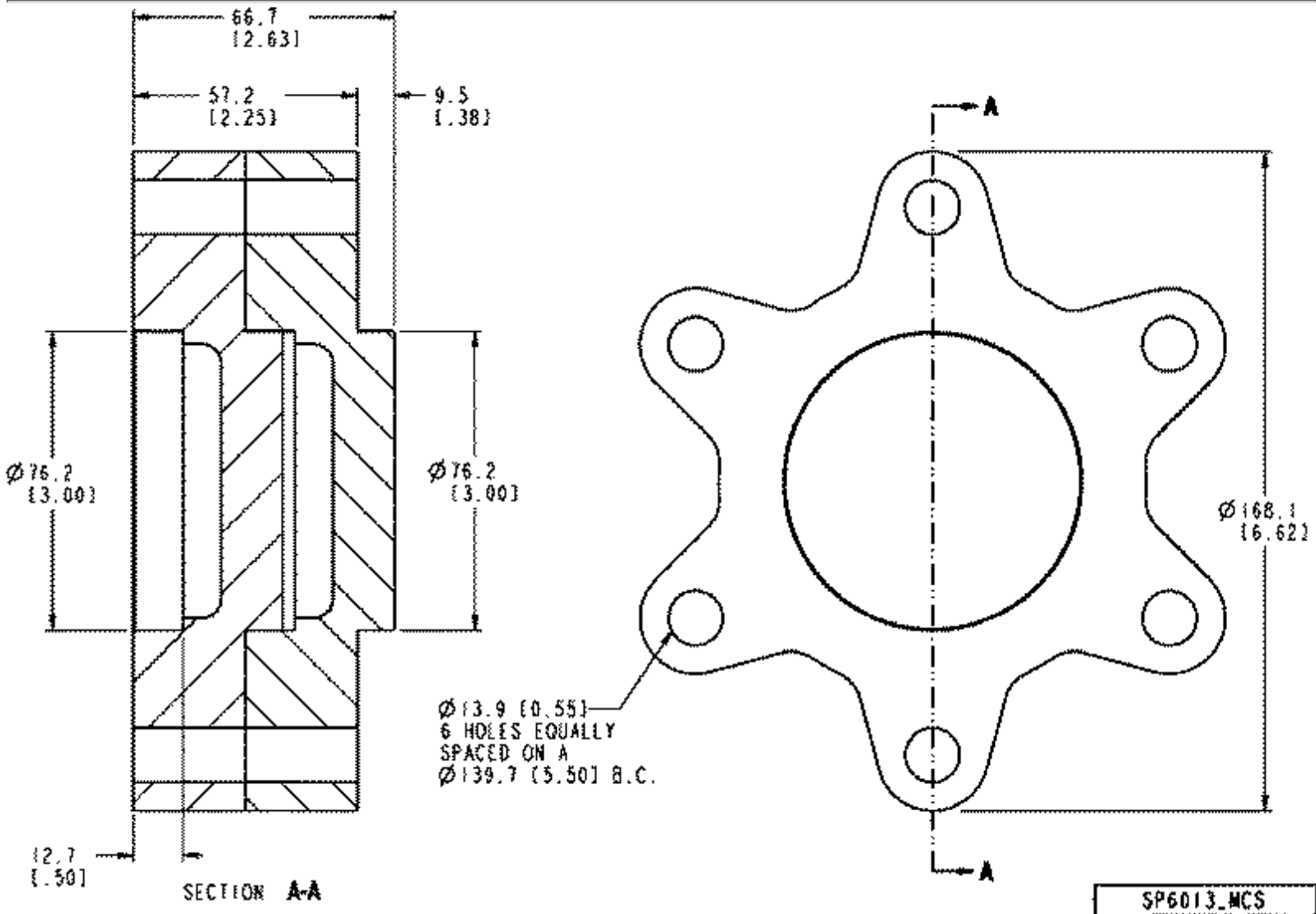
# SP-Keydata

Option #	Description	Thickness	Bolt Circle Dia	Notes
<a href="#">SP 6013</a>	Fan spacer	57.4 mm [2.26 in.]	139.7 mm [5.50 in.]	6 bolt

# SP 6013

## SP - Fan Spacer

Revision Date: 11/01



Option #	Description	Thickness	Bolt Circle Dia	Notes
SP 6013	Fan spacer	57.4 mm [2.26 in.]	139.7 mm [5.50 in.]	6 bolt

Fan spacing: 57.4 mm [2.26 in.]  
 Fan hub diameter: 168.1 mm [6.62 in.]  
 Pilot bore diameter: 76.2 mm [3.0 in.]  
 Mounting holes: 6 x dia 13.9 mm [0.547 in.]  
 Bolt center: 139.7 mm [5.50 in.]  
 Type of drive: 6 bolt

# SS-Keydata

Option #	Description
<a href="#">SS 6059</a>	Cummins beige paint and primer
<a href="#">SS 6069</a>	Beige paint and primer

# SS 6059

## SS - Paint

Revision Date: 07/02

---

**(No Graphics Required)**

---

Option #	Description
SS 6059	Cummins beige paint and primer

Cummins beige.

Includes two nameplates to be mounted per manufacturing method 18214.

**For QSK45 engines only.**

# SS 6069

## SS - Paint

Revision Date: 11/00

---

**(No Graphics Required)**

---

Option #	Description
SS 6069	Beige paint and primer

Beige paint and primer.

Includes two name plates to be mounted per manufacturing method 18214.

**For QSK60 engines only.**


# ST-Keydata

Option #	Voltage/kW	Mfg/Model	Pinion Gear Pitch	Notes
<a href="#">ST 6061</a>	24V			Mounted on right bank
<a href="#">ST 6069</a>	24V	Delco Remy 50MT-400	6/8	2 left bank

# ST 6061

## ST - Starting Motor

Revision Date: 08/01



Option #	Voltage/kW	Mfg/Model	Pinion Gear Pitch	Notes
ST 6061	24V			Mounted on right bank

Two (2) 24V Delco Remy 50MT-400 starter motors. Mounted on right bank of engine.

# ST 6069

## ST - Starting Motor

Revision Date: 07/02



Option #	Voltage/kW	Mfg/Model	Pinion Gear Pitch	Notes
ST 6069	24V	Delco Remy 50MT-400	6/8	2 left bank

Type: Starting motor

Voltage: 24

Manufactured by Delco Remy, branded for Cummins

Model: 50MT-400

Starter count: 2

Method of engagement: Positive

Solenoid location: 322.5 degrees

Gear pitch: 6/8

KW rating: 8.95

SAE type starter mounting flange: Type No. 3

Mounting location: Left bank

Unique characteristics: Nose housing of the starter motor has been modified.

# TB-Keydata

Option #	Mount/Exhaust Outlet Location	Wastegate	Water-Cooled	Notes
<a href="#">TB 6020</a>	Top out exhaust	—		Used on single stage Q60 engines
<a href="#">TB 6021</a>	Side out exhaust	—	Yes	Used on QSK60 single stage engines
<a href="#">TB 6039</a>	High / Front out	—	No	—

# TB 6020

## TB - Turbocharger Arrangement

Revision Date: 11/00



Option #	Mount/Exhaust Outlet Location	Wastegate	Water-Cooled	Notes
TB 6020	Top out exhaust	—		Used on single stage Q60 engines

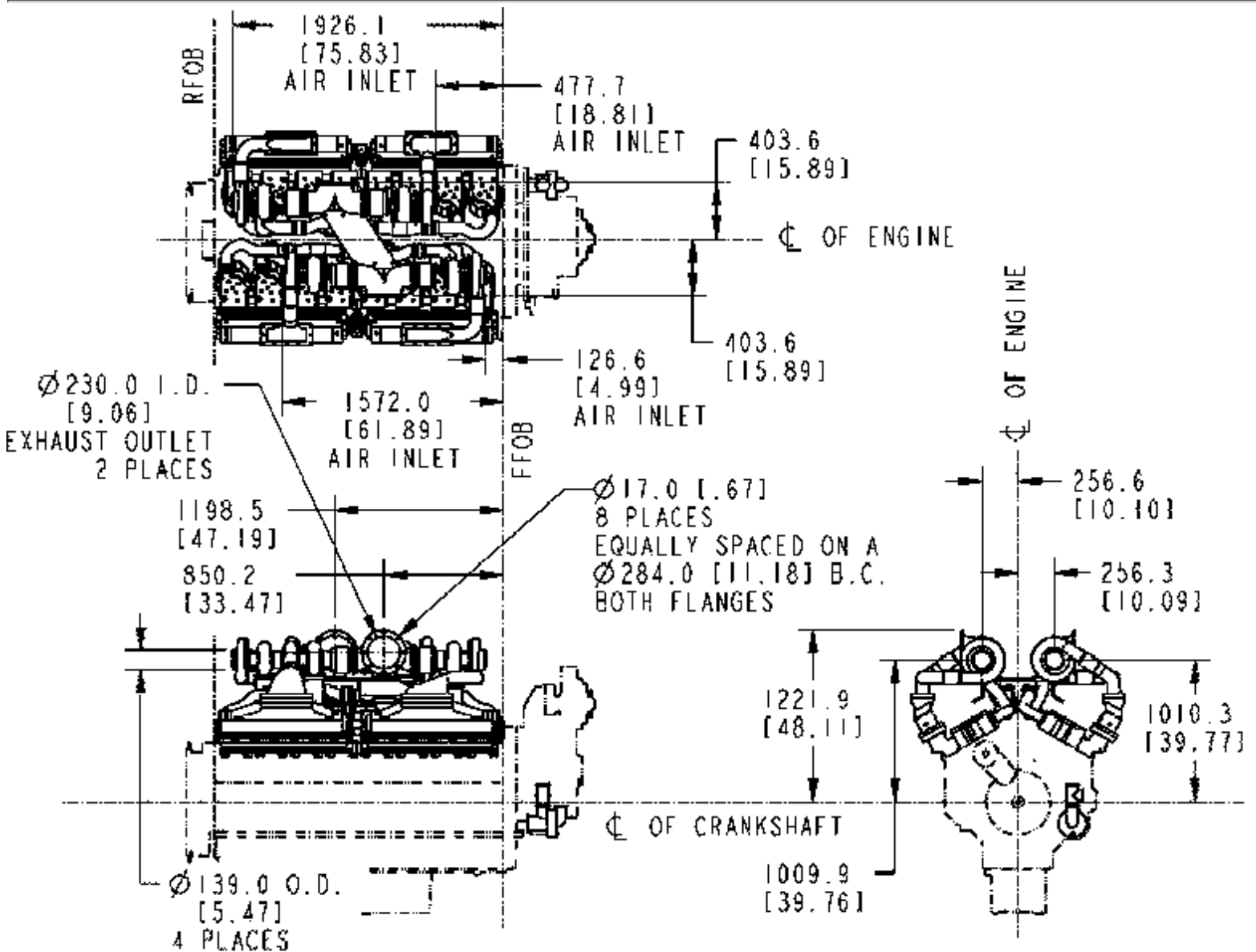
For top out turbocharger arrangement. Used on single stage Q60 engines.

**For QSK60 engines only.**

# TB 6021

## TB - Turbocharger Arrangement

Revision Date: 02/99



TB6021\_MCS

Option #	Mount/Exhaust Outlet Location	Wastegate	Water-Cooled	Notes
TB 6021	Side out exhaust	—	Yes	Used on QSK60 single stage engines

Direction of exhaust: Side out

Water cooled bearing housing: Construction engines only

Aspiration: Turbocharger, aftercooled, single stage

Unique characteristics: To be used on QSK60 single stage engines only.

**For QSK60 engines only.**

# TB 6039

## TB - Turbocharger Arrangement

Revision Date: 07/02



Option #	Mount/Exhaust Outlet Location	Wastegate	Water-Cooled	Notes
TB 6039	High / Front out	—	No	—

Turbo mounting location: High  
 Direction of exhaust: Front out  
 Orientation of compressor outlet: 90 deg. outboard  
 Compressor housing rotatable: Yes  
 Water cooled turbine casing: No  
 Water cooled bearing housing: No  
 Coolant plumbing required: No  
 Air manifold description: Standard  
 Aspiration: Turbocharger, low temperature aftercooled  
 Unique characteristics: QSK45 engine

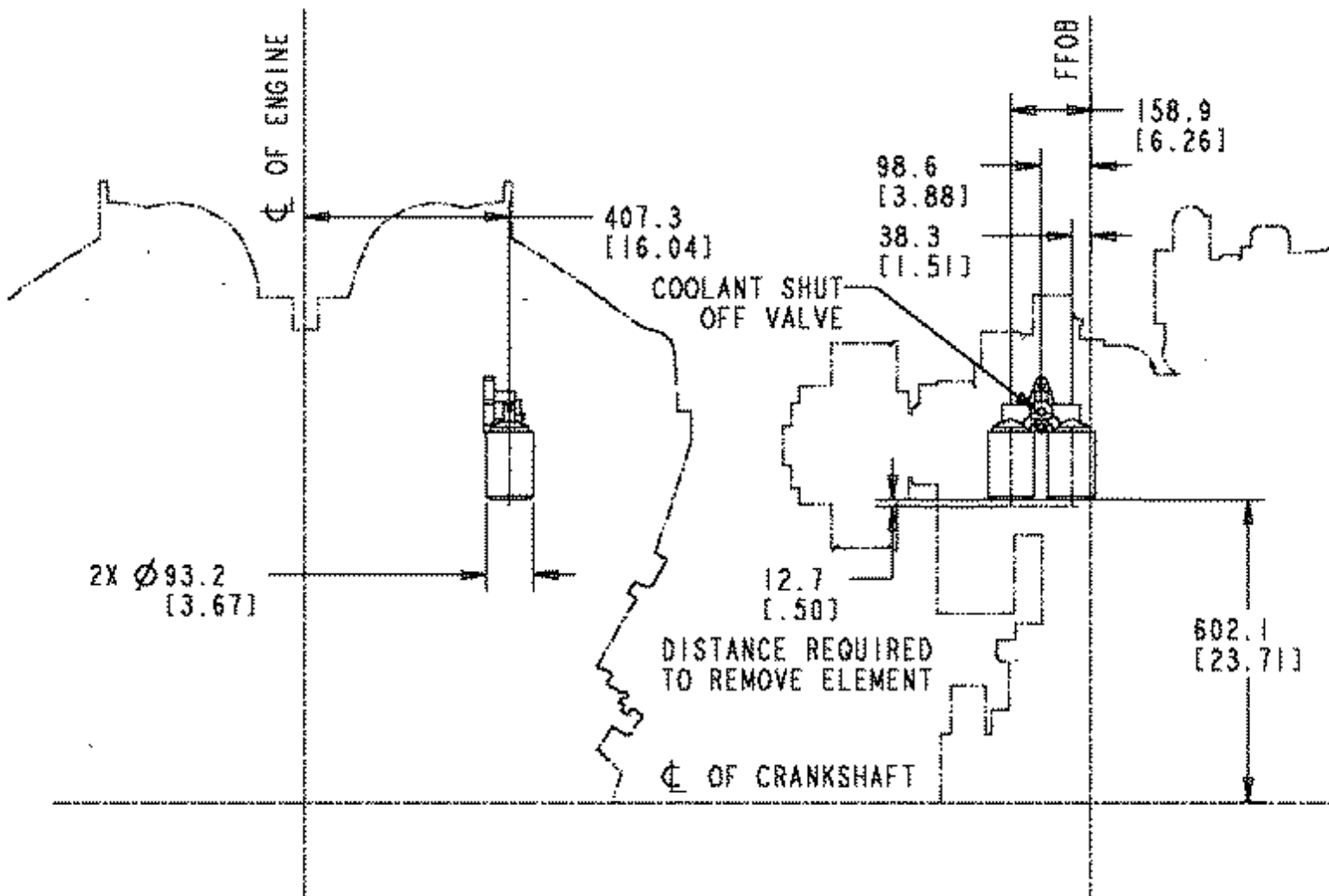
# WF-Keydata

Option #	Supplier/Type	Mounting	DCA4 Plus Units	Notes
<a href="#">WF 6021</a>	/Two replaceable spin-on cartridges 141 mm [5.55 in.] long	Left bank end of thermostat housing	Two 15 unit DCA filters	
<a href="#">WF 6038</a>	/Replaceable spin-on cartridges	On jacket water pump HSG	Two 15 unit DCA filters	—

# WF 6021

## WF - Corrosion Resistor

Revision Date: 11/00



Option #	Supplier/Type	Mounting	DCA4 Plus Units	Notes
WF 6021	/Two replaceable spin-on cartridges 141 mm [5.55 in.] long	Left bank end of thermostat housing	Two 15 unit DCA filters	

Type of element: Replaceable spin-on

Cartridge length: 141 mm [5.55 in.]

Mounting location: On lb end of thermostat housing

Number of filter heads: 1

Number of DCA units: Two 15 units

Type of mounting: Integral to thermostat hsg

Type of plumbing: None

Shut-off valve location: Integral

Units of corrosion inhibitor in filters: N/A

Units of corrosion inhibitor in kit: TBD

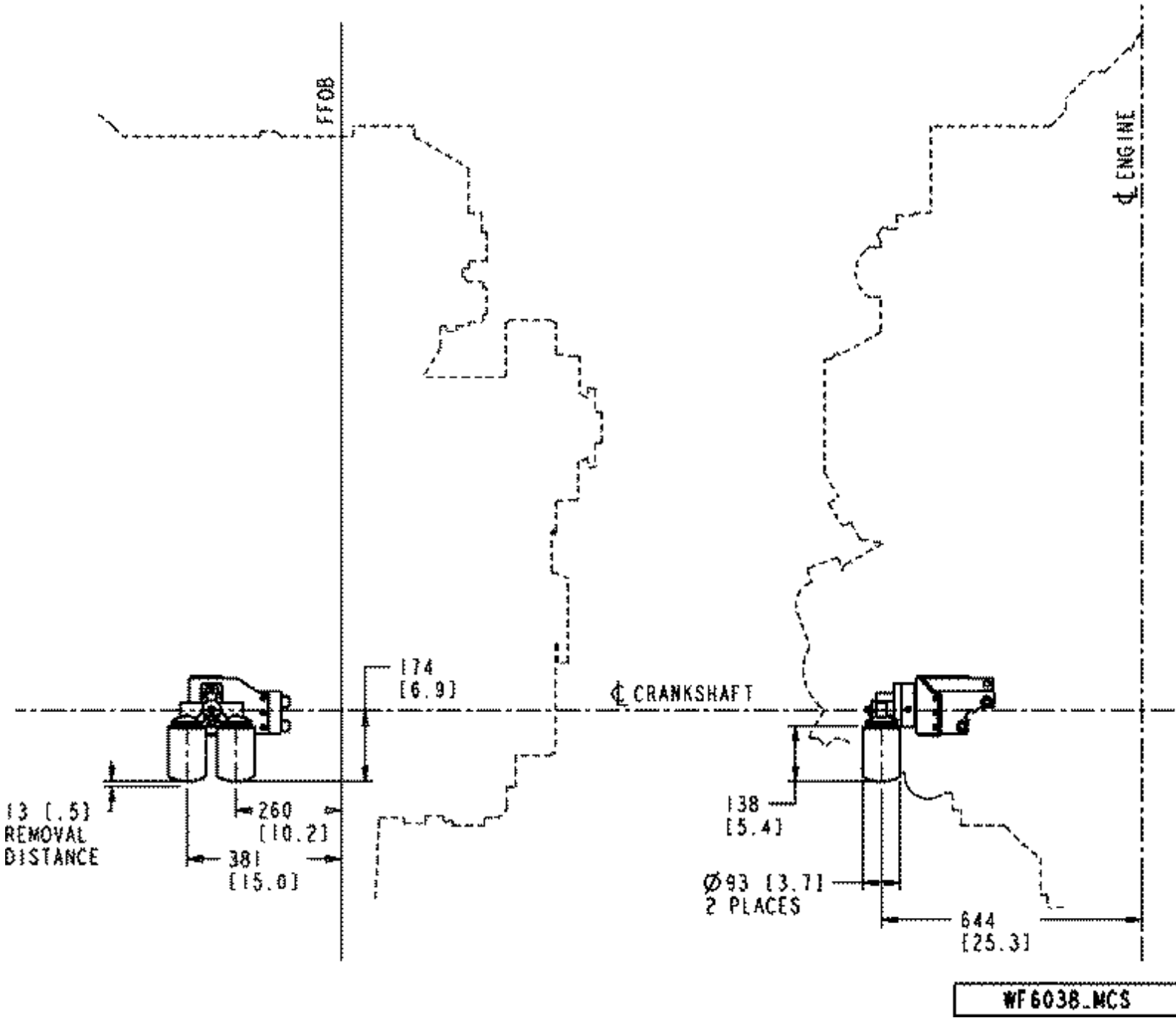
Service bulletin number: TBD

Unique characteristics: **Customers must use heavy duty anti-freeze**

# WF 6038

## WF - Corrosion Resistor

Revision Date: 07/02



Option #	Supplier/Type	Mounting	DCA4 Plus Units	Notes
WF 6038	/Replaceable spin-on cartridges	On jacket water pump HSG	Two 15 unit DCA filters	—

Type of element: Replaceable spin-on  
 Cartridge length: 141 mm [5.55 in.]  
 Mounting location: On jacket water pump HSG  
 Number of filter heads: 1  
 Number of DCA units: Two 15 unit

WF 6038

Type of mounting: Bracket

Type of plumbing: Hose to pump outlet/inlet

Shut-off Valve location: Integral

Units of corrosion inhibitor in filters: TBD

Units of corrosion inhibitor in kit: TBD

Unique characteristics: **Customers must use heavy duty anti-freeze**

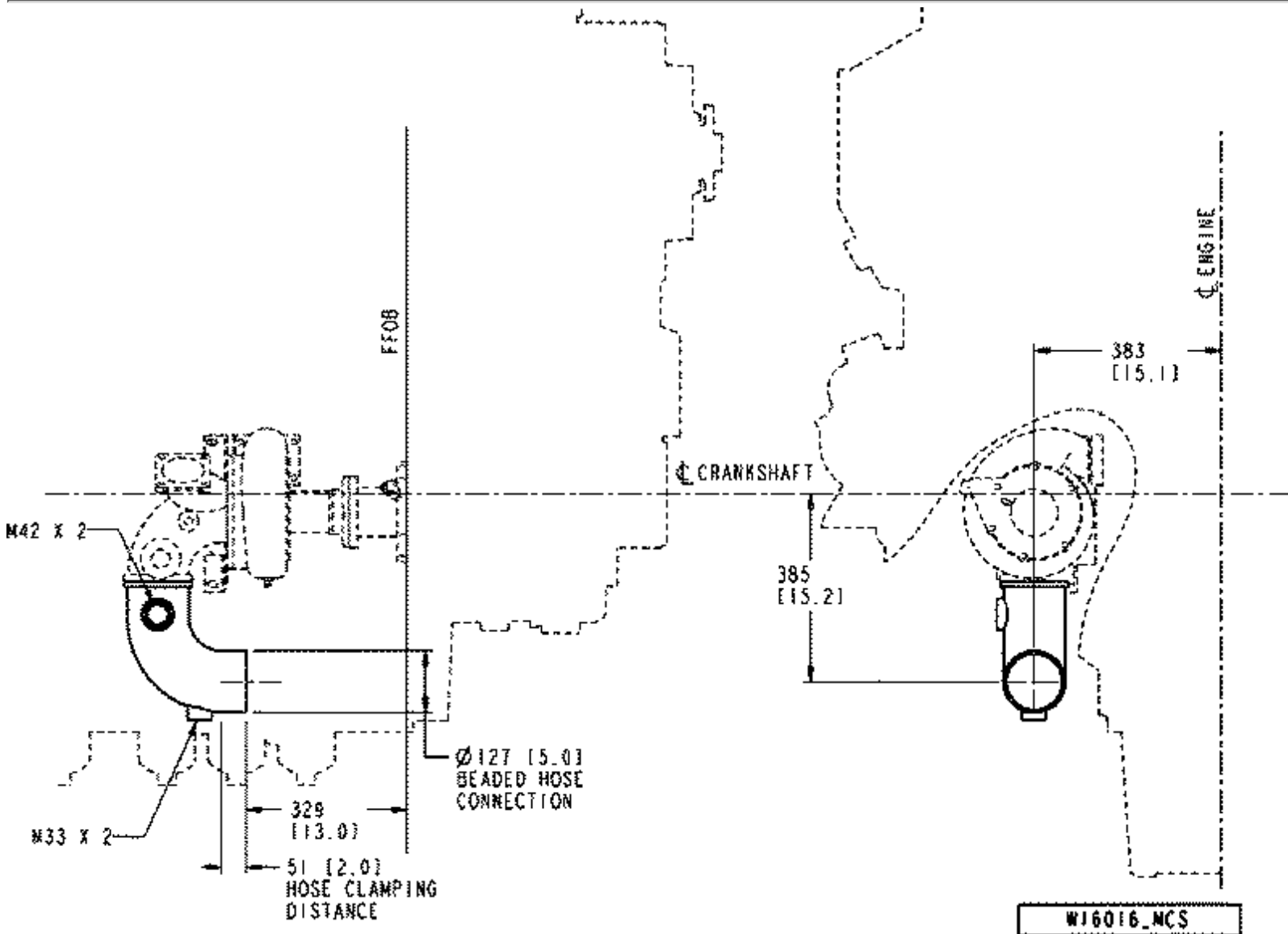
# WI-Keydata

Option #	Inlet O.D.	Orientation	Notes
<a href="#">WI 6016</a>	127 mm [5.0 in.]	90 deg	
<a href="#">WI 6017</a>	127 mm [5.0 in.]	Straight	—

# WI 6016

## WI - Water Inlet Connection

Revision Date: 07/02



Option #	Inlet O.D.	Orientation	Notes
WI 6016	127 mm [5.0 in.]	90 deg	

90 deg. water inlet connection

Inlet O.D.: 127 mm [5.0 in.]

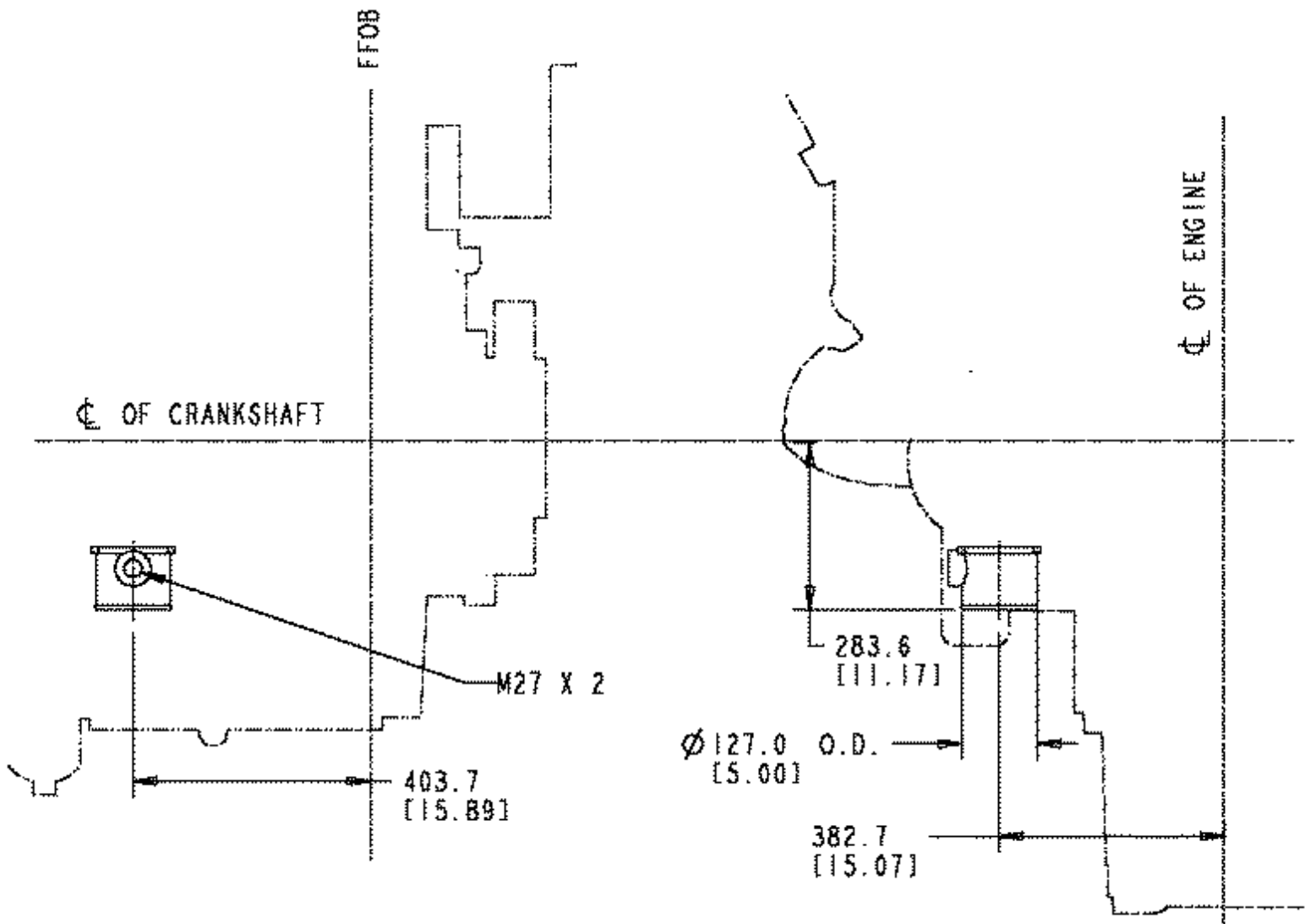
Inlet I.D.: 117 mm [4.62 in.]

Unique characteristics: Cannot be used with Cummins supplied cooling system.

# WI 6017

## WI - Water Inlet Connection

Revision Date: 11/00



Option #	Inlet O.D.	Orientation	Notes
WI 6017	127 mm [5.0 in.]	Straight	—

Straight water inlet connection for engine cooling water pump.

Inlet O.D.: 127 mm [5.0 in.]

Inlet I.D.: 117 mm [4.62 in.]

Unique characteristics:

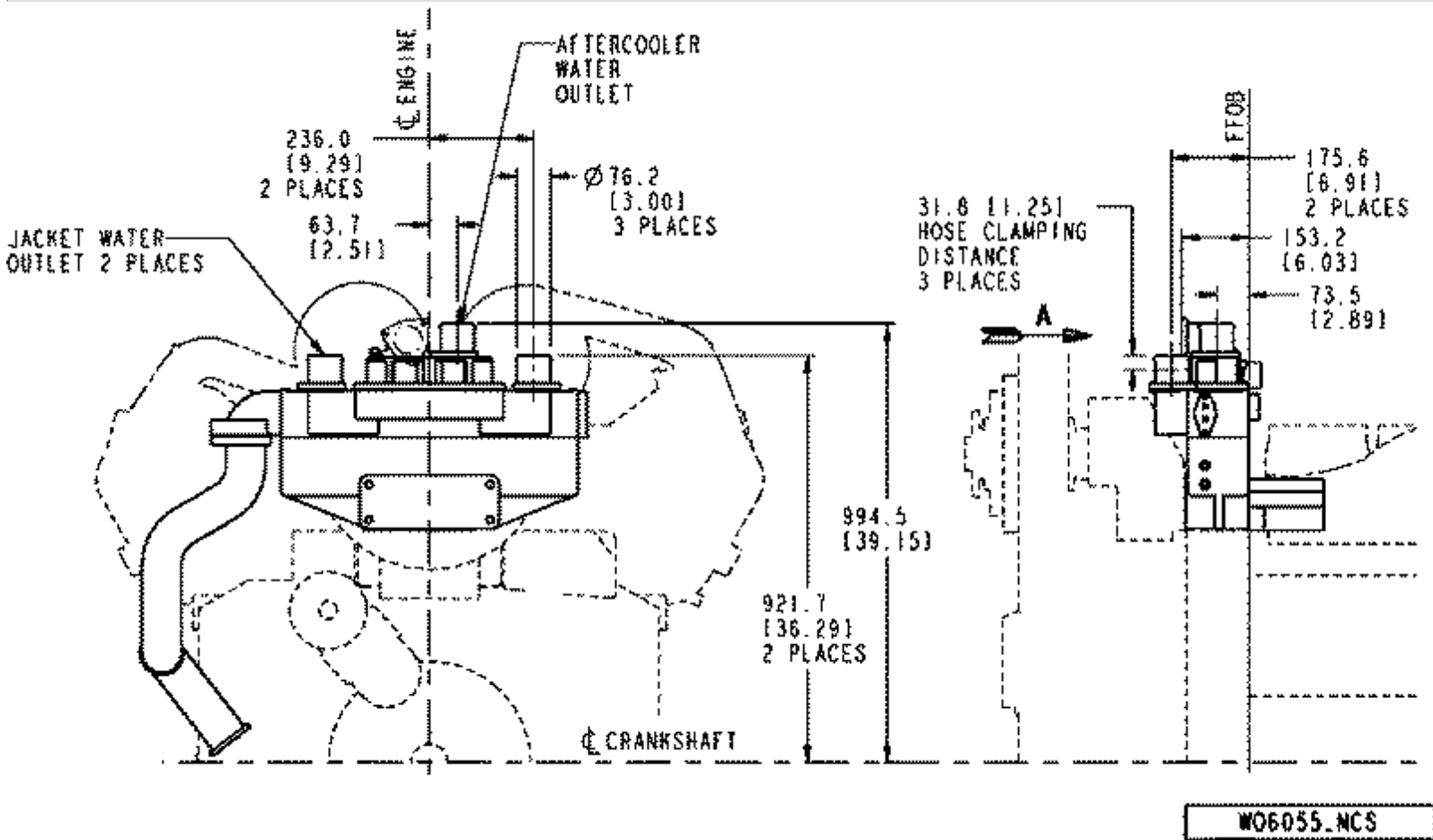
# WO-Keydata

Option #	Outlet O.D.	Orientation	Notes
<a href="#">WO 6055</a>	76.2 mm [3 in.]	Upwards	
<a href="#">WO 6059</a>	76.2 mm [3 in.]		

# WO 6055

## WO — Water Outlet Connection

Revision Date: 03/01



Option #	Outlet O.D.	Orientation	Notes
WO 6055	76.2 mm [3 in.]	Upwards	

Contains: Three off straight water outlet connections  
 Outlet O.D.: 76.2 mm [3 in.]  
 Mounting location:  
 Two in forward location on thermostat HSG  
 One in rear location on left bank side of thermostat hsg  
 Direction of outlet connections:  
 Two forward locations points upwards  
 One rear location on left bank side of engine points upward  
 Cooling system: Single stage w/2 pump 2 loop

# WO 6059

## WO — Water Outlet Connection

Revision Date: 07/02



Option #	Outlet O.D.	Orientation	Notes
WO 6059	76.2 mm [3 in.]		

Contains: Two off straight water outlet connections

Outlet O.D.: 76.2 mm [3 in.]

Mounting location:

Two in forward location on thermostat hsg

Direction of outlet connections:

Two forward locations points upwards

Cooling system: Jacket water aftercooled

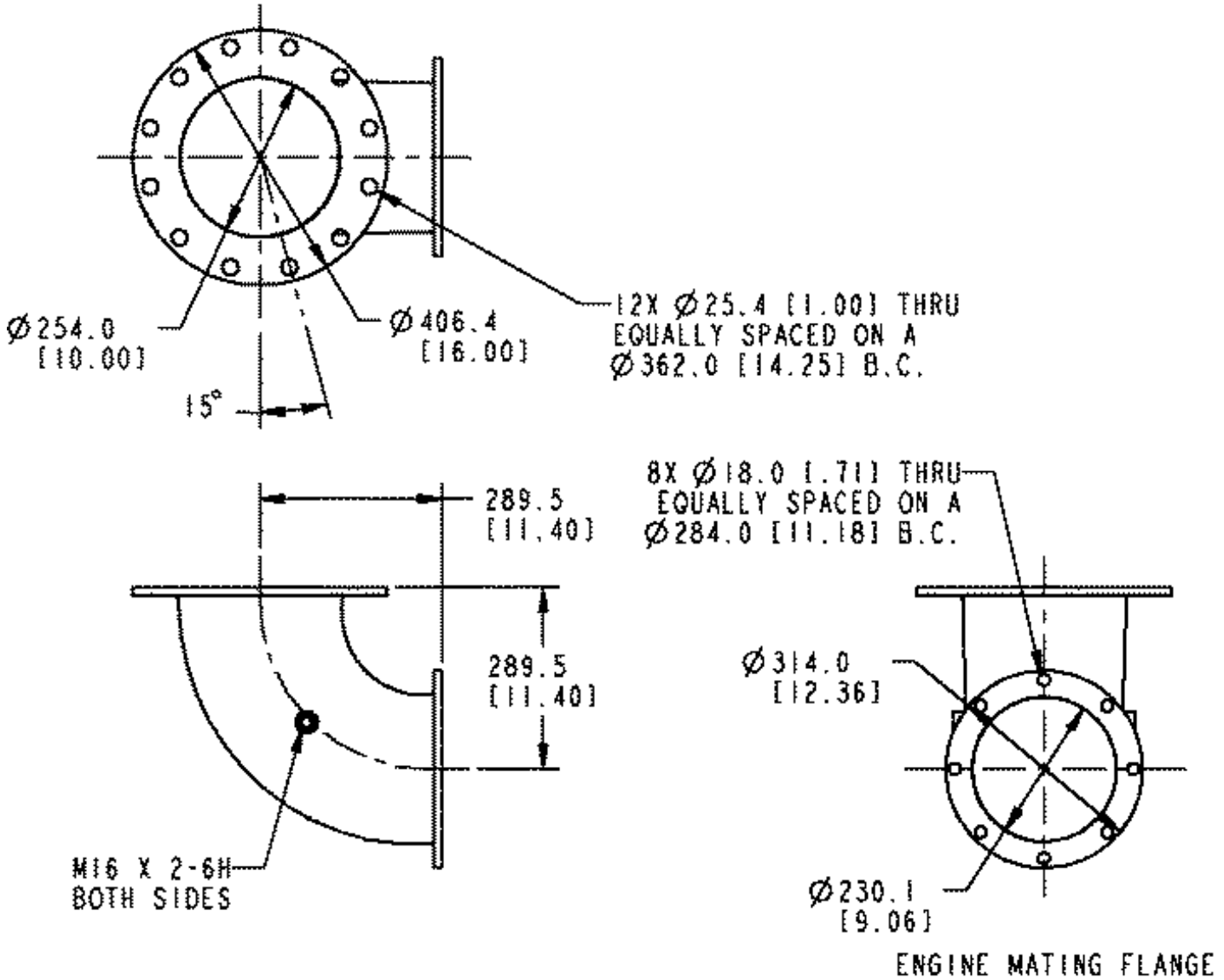
# XS-Keydata

Option #	Description	Connection O.D.	Marmon Type	Notes
<a href="#">XS 6021</a>				
<a href="#">XS 6035</a>	90 deg.	149 mm [5.87 in.]	Half	8 bolt flange
<a href="#">XS 6038</a>	Two 90 degree turbocharger exhaust elbows	152 mm [6 in.]	Half	
<a href="#">XS 6047</a>	Two 90 deg. exhaust elbows for 6 in. tubing	152.4 mm [6 in.]	Half	

# XS 6021

## XS - Exhaust Outlet Connection

Revision Date: 08/01



**XS6021\_MCS**

Option #	Description	Connection O.D.	Marmon Type	Notes
XS 6021				

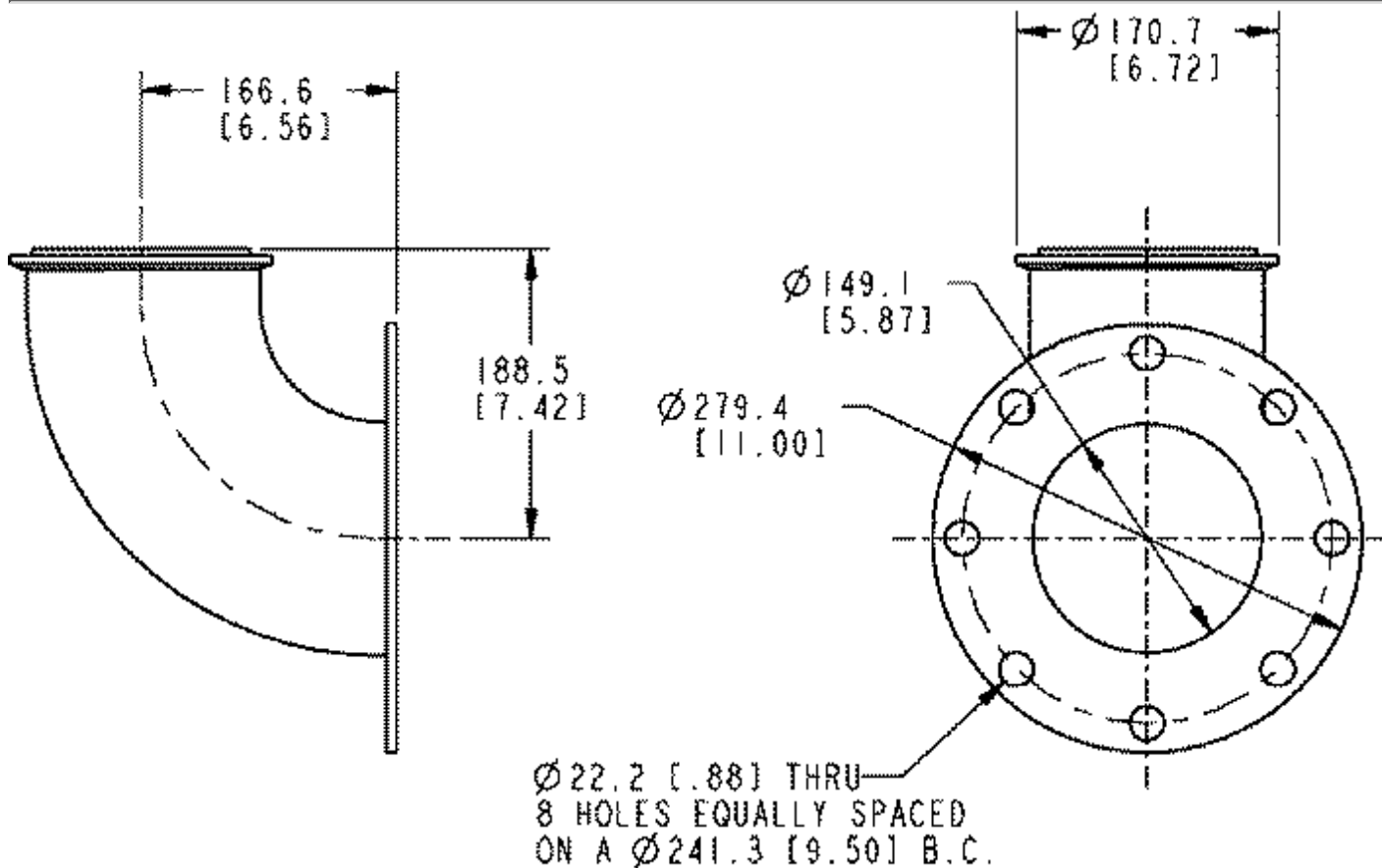
Two 90 deg. exhaust connections for adaption to customer exhaust plumbing. Outlet ID 254 mm [10 in.]. Supplied in kit. Customer connection flange 406 mm [16. in.] dia. with 12 off 25.4 mm [1 in.] dia. holes on a 362 mm [14.25 in.] bolt circle.

**For QSK60 engines only.**

# XS 6035

## XS - Exhaust Outlet Connection

Revision Date: 11/00



XS6035.MCS

Option #	Description	Connection O.D.	Marmon Type	Notes
XS 6035	90 deg.	149 mm [5.87 in.]	Half	8 bolt flange

Description: 90 deg. flanged exhaust elbow

Type of marmon clamp: Half

V Band clamp: Yes

Number of V-band clamps: 2

Kitted: No

Outlet O.D./I.D.: 149 mm [5.87 in.] ID

Material: Steel

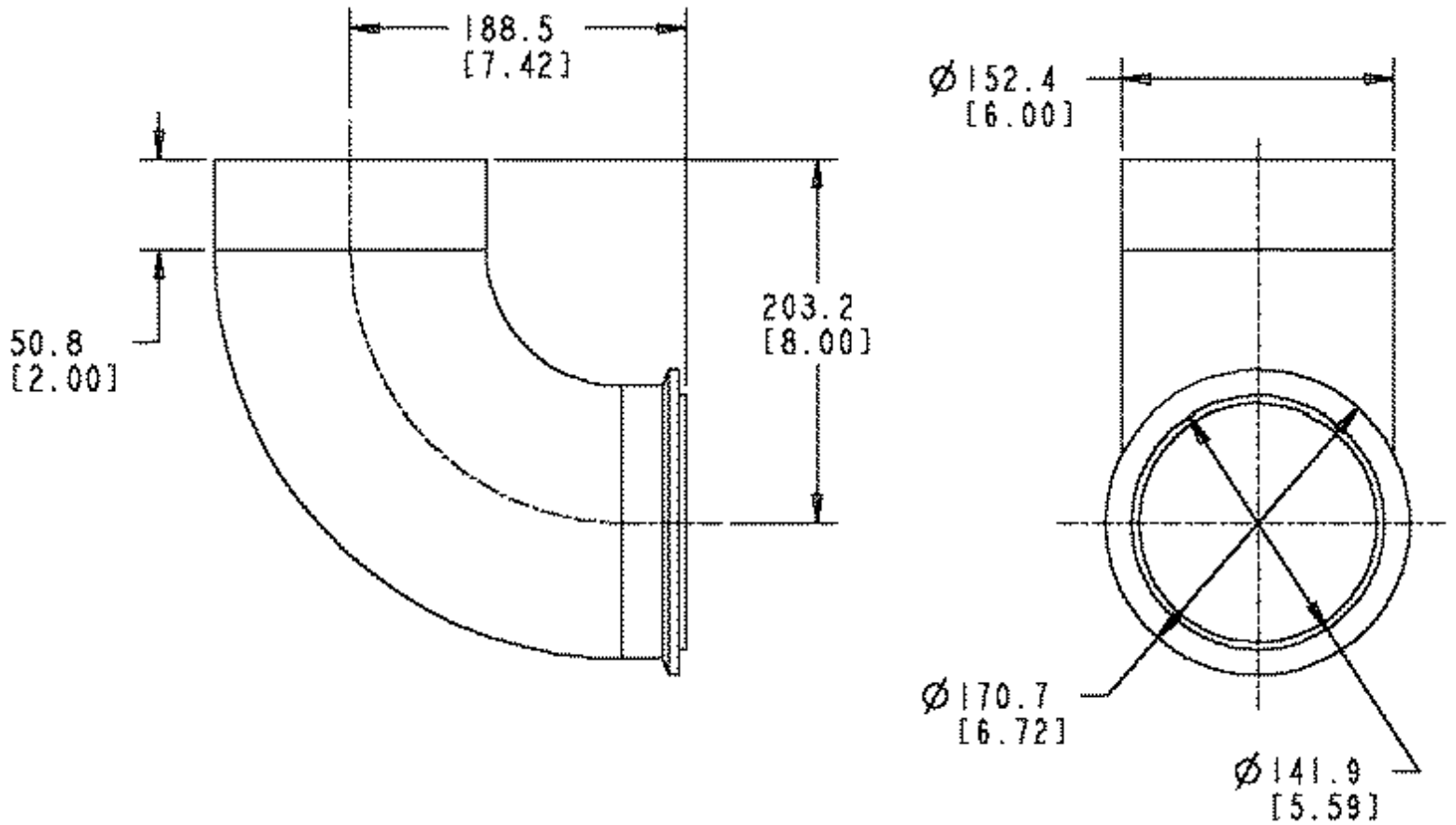
Unique characteristics: 279 mm [11.00 in.] diameter flange with eight off 22.2 mm [0.875 in.] diameter holes on a 241.3 mm [9.50 in.] bolt circle

**For QSK45 engines only.**

# XS 6038

## XS - Exhaust Outlet Connection

Revision Date: 11/00



Option #	Description	Connection O.D.	Marmon Type	Notes
XS 6038	Two 90 degree turbocharger exhaust elbows	152 mm [6 in.]	Half	

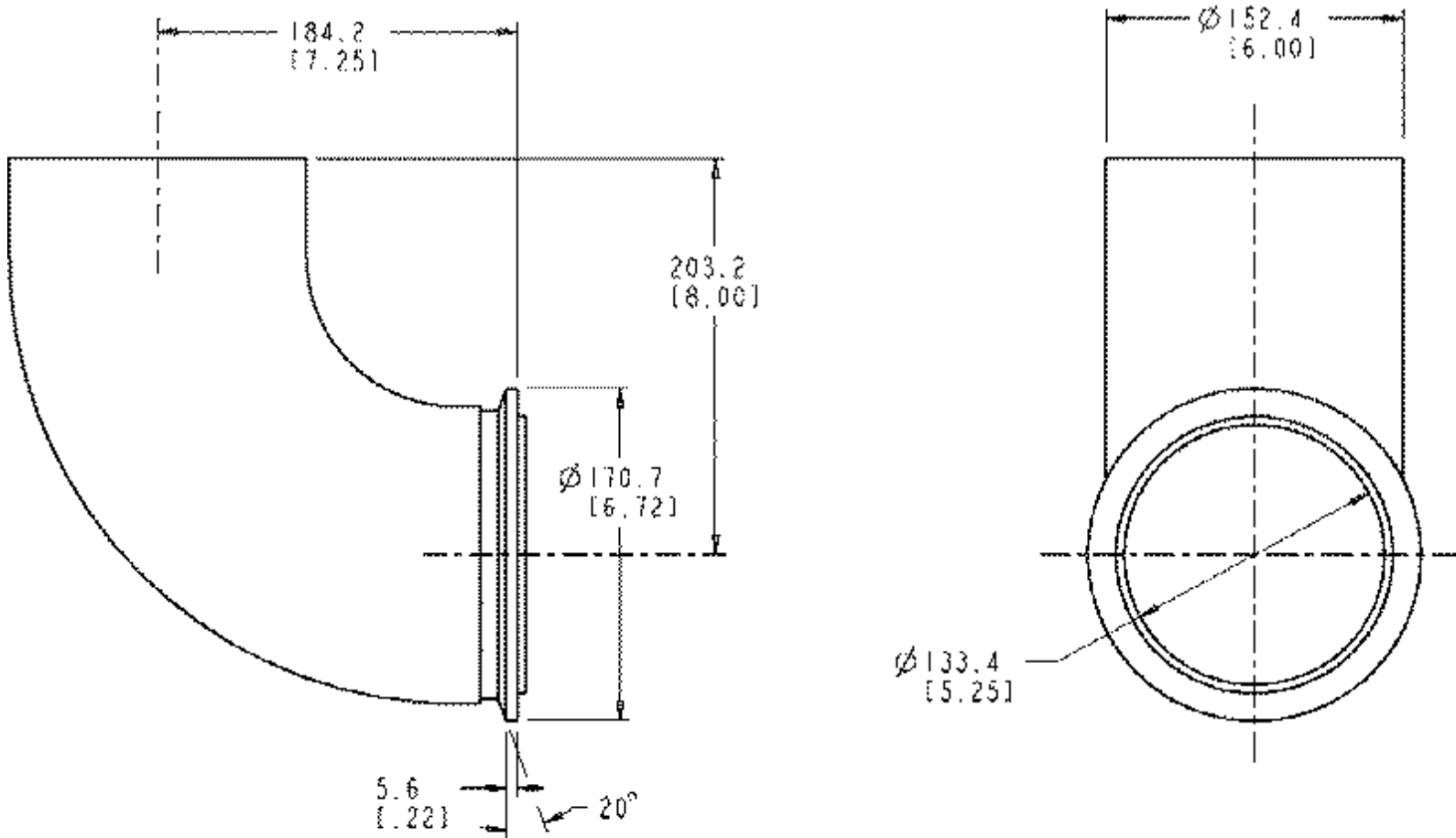
Two 90 degree turbocharger exhaust elbows with six in. 152 mm [6 in.] O.D. exhaust outlets. The elbows have an extended straight portion for customer clamping.

**For QSK45 engines only.**

# XS 6047

## XS - Exhaust Outlet Connection

Revision Date: 08/01



XS6047\_MCS

Option #	Description	Connection O.D.	Marmon Type	Notes
XS 6047	Two 90 deg. exhaust elbows for 6 in. tubing	152.4 mm [6 in.]	Half	

Two 90 deg. exhaust elbows for 152.4 mm [6 in.] tubing. Supplied with separate turbine connection flanges.

Type of marmon clamp: Half

V-band clamp: Yes

Number of v-band clamps: 2

Kitted: Yes

Outlet O.D.: 152.4 mm [6 in.]

Material: Steel fabricated

Unique characteristics: Turbine outlet flange supplied separate from the exhaust elbow tube.

Allows for insertion of intermediate flexible bellows section (not supplied) if required.

Connections require customer welding.

**For QSK45 engines only.**